

# HOME AUTOMATION USING NODEMCU8266 CONTROLLED THROUGH GOOGLE VOICE ASSISTANT ANDROID APP CUM STATUS BOARD

PROFESSOR & GUIDE: **DR. K. RADHA RANI**

K. JESHWANTH<sup>1</sup>, CH. TARUN<sup>2</sup>, A. ASHOK<sup>3</sup>, B. KRISHNA SAI<sup>4</sup>, B. VENKATESH<sup>5</sup>

<sup>1</sup>STUDENT, <sup>2</sup>STUDENT, <sup>3</sup>STUDENT, <sup>4</sup>STUDENT, <sup>5</sup>STUDENT,

DEPARTMENT OF ELECTRICAL & ELECTRONICS ENGINEERING,

R.V.R & J.C. COLLEGE OF ENGINEERING, GUNTUR, ANDHRA PRADESH, INDIA.

## ABSTRACT

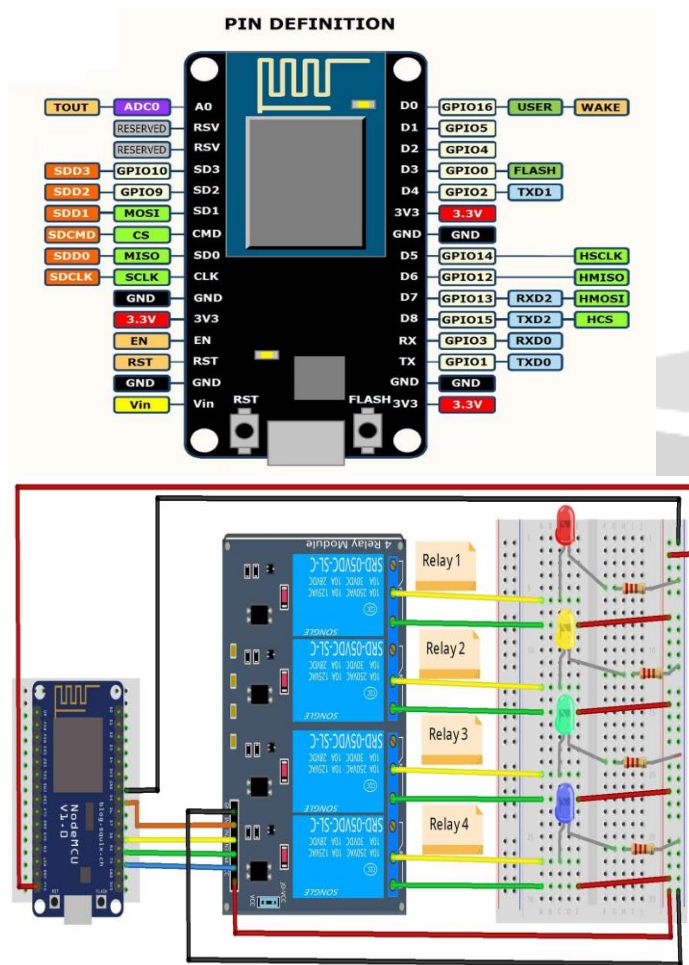
Home automation has been gaining popularity as it provides the convenience of controlling home appliances from a remote location. This project proposes a home automation system using “NodeMCU8266” controlled through Google Voice Assistant. The NodeMCU8266 is a low-cost Wi-Fi enabled microcontroller board that can be easily programmed using the “Arduino IDE”. The system integrates “Google Voice Assistant” to control home appliances through voice commands, making it user-friendly and convenient. The proposed system includes a cloud-based platform that connects the NodeMCU8266 with the Google Voice Assistant. The system is designed to respond to voice commands in natural language and execute the corresponding actions. The proposed system also includes security features, such as password protection and data encryption to ensure secure communication. The system can be easily customized to support additional home appliances and can be accessed remotely through the internet. Overall, the proposed system offers a cost-effective and user-friendly solution for home automation. Index Terms - Home automation, NodeMCU8266, Google Voice Assistant, Wi-Fi, microcontroller, cloud-based platform, voice commands, natural language, security, password protection, data encryption, internet: Everything around us is becoming smart such as smart phones, smart televisions, and smart refrigerators, so why not smart displays boards for advertisements and notices. We will look at the different types of LED advertising, their benefits, and upcoming trends that are transforming the business landscape. People are now adapted to the idea of the world at its fingertips. The old-wired display boards are controlled by micro controller. To change message, we need to change the micro controller program code again and again. We can get around these restrictions by integrating a wireless IOT communication interface. The era of intelligent, real-time message display on display boards has begun. This paper describes how "IOT Based Real Time Digital Led Notification Display Board" was created.

---

## I. INTRODUCTION:

The Google Voice Assistant integration enhances the user experience by enabling voice-controlled operation, which eliminates the need for physical interaction with the devices. The Google Assistant API provides the necessary infrastructure to integrate the NodeMCU-8266 with the Google Voice Assistant and enables the user to send commands through voice. The NodeMCU-8266 is programmed using the Arduino Integrated Development Environment (IDE), which is a user friendly and open-source software platform. With the NodeMCU-8266 microcontroller, home automation has become more accessible than ever before. The NodeMCU-8266 is a small, low-cost device that is easy to program and integrates seamlessly with Wi-Fi networks. The Google Voice Assistant integration takes this project to a new level by enabling the user to control their home appliances with their voice. This not only enhances the user experience but also makes the project more accessible to people with disabilities who may find it difficult to operate physical switches or buttons. With voice commands, users can easily turn on/off lights, fans, air conditioners, and other appliances from the comfort of their couch, bed, or even while they're away from home. One of the key advantages of home automation using NodeMCU-8266 is the flexibility it offers. The user can easily configure and program the microcontroller to control a variety of devices and appliances, which makes it an ideal solution for smart homes. In addition, the Google Voice Assistant integration makes the project accessible to a wider audience. Voice control is becoming increasingly popular due to its ease of use and convenience. This is particularly useful for people who travel frequently or have a second

home, as they can easily control their appliances from remote locations. The NodeMCU-8266 is a powerful and versatile microcontroller that is well-suited for home automation applications. Its built-in Wi-Fi connectivity allows it to connect to the internet and communicate with other devices.



By programming the NodeMCU-8266 using the Arduino IDE, users can customize the functionality of the microcontroller to control a variety of devices and appliances in their home. By using the Google Voice Assistant, users can easily control their home appliances through simple voice commands, eliminating the need for physical interaction with the devices. Overall, home automation using NodeMCU-8266 controlled through Google Voice Assistant is an exciting and innovative technology that offers a flexible, affordable, and convenient solution for creating a smart home. With its combination of powerful microcontroller technology and advanced voice recognition, this project is poised to revolutionize the way we interact with our homes and appliances. And the latest technologies in microcontrollers, Wi-Fi connectivity, and voice recognition. It offers a convenient and flexible solution for home automation, making it an ideal choice for anyone looking to create a smart home. Any institution or site of public utility, such as bus stops, train stations, colleges, malls, etc., must have a notice board. But sticking various notices day to day is a difficult process. By adding a wireless IOT communication interface, we can get beyond these limitations. Display board technology has entered the era of intelligent, real-time message display [1]. This article explains the creation of a "IOT Based Real Time Digital Led Notification Display Board". The information comes from a verified user. LED scrolling message boards are widely used in:

- Notice board displays
- Public advertising boards
- Passenger information display boards in BUS/TRAIN/TRAM/MATRO, etc.
- The names or store signs

A single LED in the colour red makes up the majority of these scrolling message boards. However at the moment, RGB LED boards and multi-colour LED boards are both readily available. The term message scrolling on MATRIX LED boards refers to all sorts of boards in which the LEDs are coupled in a ROW-COLUMN arrangement. A straight forward message scrolling on MATRIX LED board has just one animation effect, which causes the message to scroll from right to left. But, there are numerous boards like this with a variety of animation

effects, allowing a message to emerge from: Provide dissolving effects, emerge and then vanish, bounce from left to right, and many more. We've shown a straight forward concept here where a user — that's all LED display system aims at revolutionizing the use of traditional wooden, pin-paper notice boards in educational institutions like schools and colleges. Notice boards are required in almost every commercial building as well as schools and all other educational institutions. Also, the traditional notice display requires typing, editing, printing and getting authorization done manually which is a really tedious job to do. So, these notice boards clearly need a technology driven upgrade, catering to the modern digitalization needs. This is an IOT based paper that focuses on the use of speech to voice input method to display Notices on an LED matrix based Notice board as output.

## II. RELATED WORK:

The proposed system E-Circular is to overcome the existing problems. It is to display the circulars from Transmitter unit to respective receiver unit using wireless transfer. The transmitter unit consists of the microcontroller, Wi-Fi transceiver combined as shown in Fig.1. If we type any matter in the web server it will transfer from Telegram Mobile App transmitter unit to receiver unit. The receiver unit receives the transmitted data and it displays in LED board. The suggested "IOT Based Digital Notice Board" solution is affordable, rapid, dependable, and secure for any organisation that needs to frequently distribute notices while minimising physical labour. Since we are utilising GSM [3–4] technology, there is no issue with range, or distance. We are able to send notification from anywhere. The suggested system makes use of the ATmega328, LED Display, GSM Module, and SIM900. It has mentioned its marketing benefit. Only 180 degrees of light are produced by LED technology. Every other kind of light radiates light in all directions from its source. Accessories are required to reflect and/or deflect light from 360-degree emissions. As a result, the system's overall expenses rise and losses are unavoidably experienced, making the device less efficient than it otherwise would be. Consider the typical bulb, which is a light that shines into the ceiling. The issue is that you're illuminating the room rather than the ceiling. This issue is totally resolved with LEDs, which also increase the system's overall energy efficiency.

### 1. Design and Implementation of a Voice-Controlled Home Automation System Using Amazon Alexa

A voice-controlled home automation system that utilizes Amazon Alexa for voice commands. The system uses an ESP8266 microcontroller board to control home appliances and is connected to the Alexa Voice Service (AVS) to execute commands. The system offers a user-friendly and convenient way to control home appliances using voice commands. The design and implementation of a voice-controlled home automation system using Amazon Alexa is an innovative project that allows users to control their home appliances using voice commands. The system uses an ESP8266 microcontroller board to control various home appliances such as lights, fans, and air conditioners, and is connected to the Alexa Voice Service (AVS) to execute voice commands. The project offers a user-friendly and convenient way to control home appliances using voice commands. With the integration of Amazon Alexa, users can control their devices through natural language commands, eliminating the need for traditional physical switches or remote controls. The system also provides a hands-free operation that is particularly useful for people with disabilities or those who have difficulty using traditional switches.

### 2. Development of a Voice-Based Home Automation System Using Google Assistant

The development of a voice-based home automation system using Google Assistant is a cutting-edge technology that offers a user-friendly and convenient way to control home appliances using voice commands. This system is based on the Raspberry Pi microcontroller and uses a relay module to control home appliances. Additionally, it offers features such as voice recognition, multi-room support, and custom voice commands. Voice recognition enables the system to accurately interpret user commands and execute corresponding actions, while multi-room support enables the user to control multiple rooms simultaneously. Custom voice commands allow users to create their own unique voice commands to control specific appliances, adding a level of personalization to the system. The use of Google Assistant as the voice control platform for this home automation system provides a reliable and intuitive interface for users to interact with their devices. The Google Assistant API provides a powerful infrastructure for integrating voice control into home automation systems, enabling developers to create customized solutions that meet the specific needs of their users.

### 3. A Smart Home Automation System Using Voice Recognition and IoT

A smart home automation system that uses voice recognition and the Internet of Things (IoT) technology. The system uses a Raspberry Pi and a voice recognition module to control home appliances. The system can be accessed remotely through a mobile application and offers features such as scheduling and personalized voice commands. The IoT technology used in the system enables the devices in the home to communicate with each other and with the internet. This allows the user to remotely control the appliances through a mobile application, giving them the ability to turn devices on and off, adjust settings, and schedule tasks. One of the key features of

the system is personalized voice commands, which allow users to create custom voice commands for specific actions. For example, a user could create a command such as "goodnight" that would turn off all the lights in the house and lock the doors.

#### 4. Voice-Controlled Home Automation System Using ESP32 Microcontroller and MQTT Protocol

The home automation system that uses ESP32 microcontroller board and MQTT protocol for communication. The system is controlled using voice commands through Google Assistant or Amazon Alexa and can be accessed remotely through the internet. The system offers features such as energy monitoring and security alarms.

#### 5. An Overview of Voice-Controlled Home Automation Systems

The comprehensive overview of various home automation systems based on voice control. The paper discusses the advantages and disadvantages of different voice assistants such as Amazon Alexa, Google Assistant, and Apple Siri. The paper also highlights the future scope of voice-controlled home automation systems and their potential impact on the Internet of Things (IoT) technology.

### III. RESEARCH METHODOLOGY

This proposed system describes the home automation systems use a combination of hardware and software to enable control of home appliances through voice commands. The hardware component of existing home automation systems typically consists of a microcontroller or SBC such as NodeMCU8266, Wi-Fi module, relays, sensors, and actuators. The microcontroller or SBC is responsible for receiving voice commands through a cloud-based platform like Google Voice Assistant, and processing them using natural language processing (NLP) algorithms to control home appliances. The relays are used to switch on/off home appliances, while sensors and actuators are used to detect and respond to changes in the environment. And the software component of existing home automation systems typically consists of an application or platform that allows the user to control the system using voice commands. The application or platform also provides features like scheduling, notifications, and security. To ensure security and privacy, existing home automation systems employ techniques like password protection and data encryption. Overall, existing home automation systems provide a convenient and efficient way to control home appliances, and they can be used in various settings, including residential and commercial buildings. However, the implementation and adoption of these systems can be challenging due to factors such as compatibility issues, cost, and technical expertise required for installation and maintenance.

3.1 Data Collection and Preprocessing Data collection and preprocessing are essential steps in building a home automation using Nodemcu8266 controlled through google voice assistant. Here are some steps that can be followed for data collection and preprocessing:

- Setting up the NodeMCU8266 microcontroller board: The NodeMCU8266 board needs to be connected to the home appliances that are to be controlled. The board should be programmed using the "Arduino IDE" to enable Wi-Fi connectivity and establish communication with the cloud-based platform.
- Integrating Google Voice Assistant: The Google Voice Assistant needs to be integrated with the cloud-based platform, which connects the NodeMCU8266 with the Google Voice Assistant. This will enable the system to receive voice commands and execute corresponding actions.
- Designing the natural language processing algorithm: The system needs to be designed to respond to voice commands in natural language. A natural language processing algorithm should be developed to enable the system to understand the intent of the user and execute the appropriate action.
- Implementing security features: The proposed system includes security features, such as password protection and data encryption, to ensure secure communication between the system and the cloud-based platform. These security features should be implemented to ensure the system's safety and prevent unauthorized access.
- Customizing the system to support additional home appliances: The proposed system should be easily customizable to support additional home appliances. This will enable users to control all their home appliances using the same system.
- Remote access: The proposed system can be accessed remotely through the internet, enabling users to control their home appliances from anywhere. Overall, the proposed methodology offers a cost-effective and user-friendly solution for home automation, enabling users to control their home appliances conveniently and securely through voice commands. By following these steps, you can collect and preprocess the data needed for a voice-controlled notice board system that accurately recognizes voice commands and provides the desired information.

### 3.2 Data and Sources of Data

Appliance information: The system would need information about the home appliances being controlled, such as their make and model, power rating, and control protocols.

- Voice commands: The system would require a database of voice commands that it can recognize and respond to. These could be obtained by analysing common phrases and sentences used to control home appliances.
- Natural language processing: The system would need data to train its natural language processing algorithm to understand voice commands in natural language. This could be obtained through machine learning techniques using large datasets of text and speech data.
- Cloud-based platform: The system would require data about the cloud-based platform used to connect the NodeMCU8266 with the Google Voice Assistant. This could include authentication tokens, API keys, and other configuration data.
- Security information: The system would need data about the security features, such as password protection and data encryption, that are used to ensure secure communication between the system and the cloud-based platform. Sources of data could include public datasets, open APIs, user input, and machine learning algorithms. For example, appliance information could be obtained from user input during system setup, while voice commands and natural language processing data could be obtained from publicly available datasets or through machine learning algorithms. Security information would need to be carefully managed and stored securely to prevent unauthorized access.

### 3.3 Theoretical framework

The theoretical framework for the proposed home automation system using NodeMCU8266 controlled through Google Voice Assistant involves several key concepts. The system must be designed to accurately recognize and respond to voice commands from users with different accents, intonations, and speech patterns. This requires the use of advanced speech recognition algorithms that can handle noisy environments and recognize different languages and dialects. Once the system recognizes a voice command, it must then process and interpret it using natural language processing techniques. This involves understanding the context of the command, identifying relevant keywords, and determining the appropriate response or action. And the system can utilize various machine learning algorithms such as neural networks, decision trees, or support vector machines to accurately recognize and respond to voice commands. However, it is important to consider issues such as data privacy and security, as well as potential misuse of the data collected. Ethical considerations such as bias and fairness should also be addressed to ensure that the system is accessible and inclusive to all users. Overall, the theoretical framework for the proposed home automation system should be grounded in a deep understanding of speech recognition, natural language processing, machine learning algorithms, and ethical considerations. This will help to ensure that the system is accurate, reliable, and accessible to all users, while also addressing potential concerns around data privacy and security.

### 3.4 Statistical tools and econometric models

There are several statistical tools and econometric models that can be used in a home automation system with voice control. Time-series analysis can be used to analyse patterns in data over time, such as predicting user demand for certain appliances at different times of day or week. Overall, the use of statistical tools and econometric models can help to improve the functionality and user experience of a voice-controlled home automation system. Home automation systems with voice control have become increasingly popular due to their convenience and ease of use. With the help of statistical tools and econometric models, these systems can be optimized to provide even better functionality and user experience. Let's take a closer look at some of the specific tools and models that can be used.

Time-Series Analysis: This statistical tool is used to analyze data collected over time. For home automation systems, timeseries analysis can be used to identify patterns in appliance usage, such as when appliances are used the most or when they are not used at all. This information can then be used to optimize the system to better meet user needs.

- Regression Analysis: Regression analysis is a statistical tool used to identify relationships between variables. In the context of a home automation system, regression analysis can be used

to identify the factors that influence user satisfaction, such as the responsiveness of the system or the ease of use of the voice control feature. This information can then be used to improve the system and increase user satisfaction.

- **Classification Models:** Classification models are used to categorize data into different groups based on their content. In the context of a home automation system with voice control, classification models can be used to accurately identify and categorize voice commands. This can improve the accuracy of the speech recognition system and make it easier for users to control their appliances.
- **Sentiment Analysis:** Sentiment analysis is a tool used to analyze user feedback about a system. In the context of a home automation system, sentiment analysis can be used to identify areas where users are experiencing problems or dissatisfaction. This information can then be used to improve the system and increase user satisfaction.
- **Econometric Models:** Econometric models are used to predict outcomes based on economic factors. In the context of a home automation system, econometric models can be used to predict user demand for different appliances based on factors such as time of day, weather, or user demographics. This can optimize appliance usage and improve the user experience.

**IV. METHODOLOGY:**

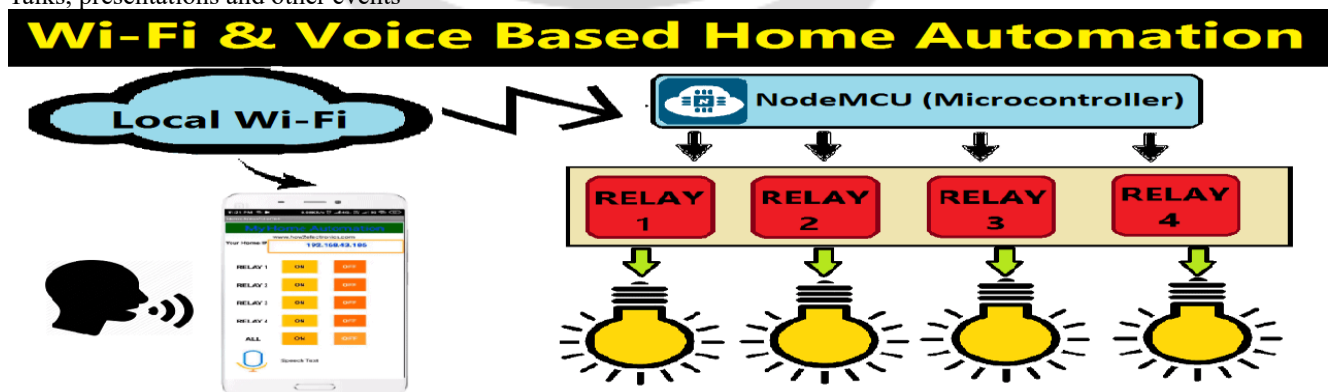
The main objective of this paper is to develop a home automation using NodeMCU-8266. It is a modern and innovative project that utilizes the latest advancements in technology to enable the remote control of various home appliances and devices through the internet. The NodeMCU-8266 microcontroller is a highly capable and popular Wi-Fi-enabled microcontroller, which enables seamless communication between the user and the connected appliances and the user to turn on or off lights, fans, air conditioners, and other appliances from anywhere in the world. A LED display board which gives notifications for students in educational institutions. A wide range of products from Visual Led can be customised for use in advertising, promotion, other informational purposes, leisure pursuits, sporting events, etc. LED displays have so many functions and applications that each screen will only be fully effective if we have made the proper choice. This is why it's crucial to heed the guidance of knowledgeable professionals, like those at Visual LED. This is why this post is dedicated to the different uses of LED displays, so that you are clear on the features that you should select in each case and make sure you get a good return on investment. Take paper and pen and jot them down. All the uses and applications of LED screens for information:

- Offices
- Government institutions
- Transportation
- Shops
- Streets

Rental LED screens are ideal for:

- Sports stadiums
- Concerts

Talks, presentations and other events



Currently, almost all universities offer their electrical notice board access to e learning platform in their websites, which contain the educational material of the subjects taught at the university, attendance, library activity,

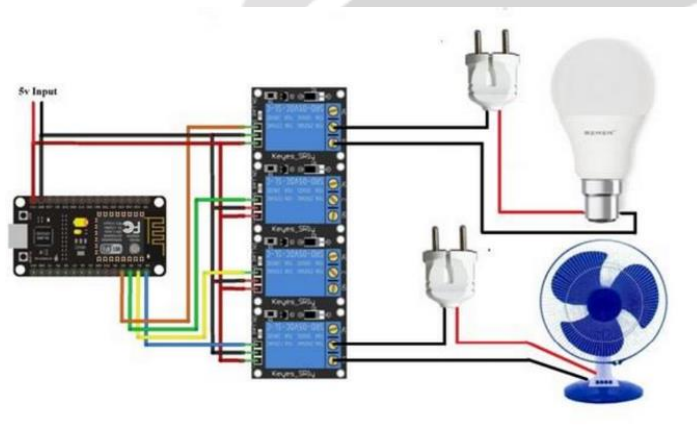
academic calendar etc., in the same way, we have to open the website to check for the attendance, timetable and any videos about our college. The principal objective of this paper is to develop a mobile application which gives students access to a range of personalized information direct to mobile devices. It enables students to stay informed with the ease and convenience that mobility brings. This application can be loaded in mobile phones which support java making it easier than ever to access University specific information on the goes everyone in the college.


The research methodology is carried out based on the following:

1. Data gathering
2. Data analysis
3. Coding
4. Testing

#### Analysis of the proposed system

The proposed display system which is an embedded system, is a combination of software and hardware components is analysed in ordered to decide whether if it's worth going ahead with this paper whose design has been chosen. In the analysis phase of this proposed system fact finding was done in order to investigate how things are currently done in order to gather data. Below is the method use in analysing the proposed display System.





## V. EXISTING SYSTEM IN LED DISPLAY

The traditional lock systems which are been used from decades are outdated. They can't provide security for households up to the mark. The technology which is being used in these existing locks need to be updated. The security system needs to be updated for the betterment of the security provided. Before we get into deep, let us know you first about the LED Display Board. LED Display Board is a video display panel that shows videos using light-emitting diodes. The use of LED display boards for multiple purposes, such as billboards, store signage, public transportation vehicles, and many more, has increased recently. A smaller display or a component of a bigger display screen is an LED display panel. Conventional and SMD panels are the two different types of LED panels. The majority of indoor and outdoor LED panels are constructed using regular (discrete LED) panels. The world's longest LED display board is almost 1500 feet long and is situated in Las Vegas, Nevada.

## VI. CONCLUSION:

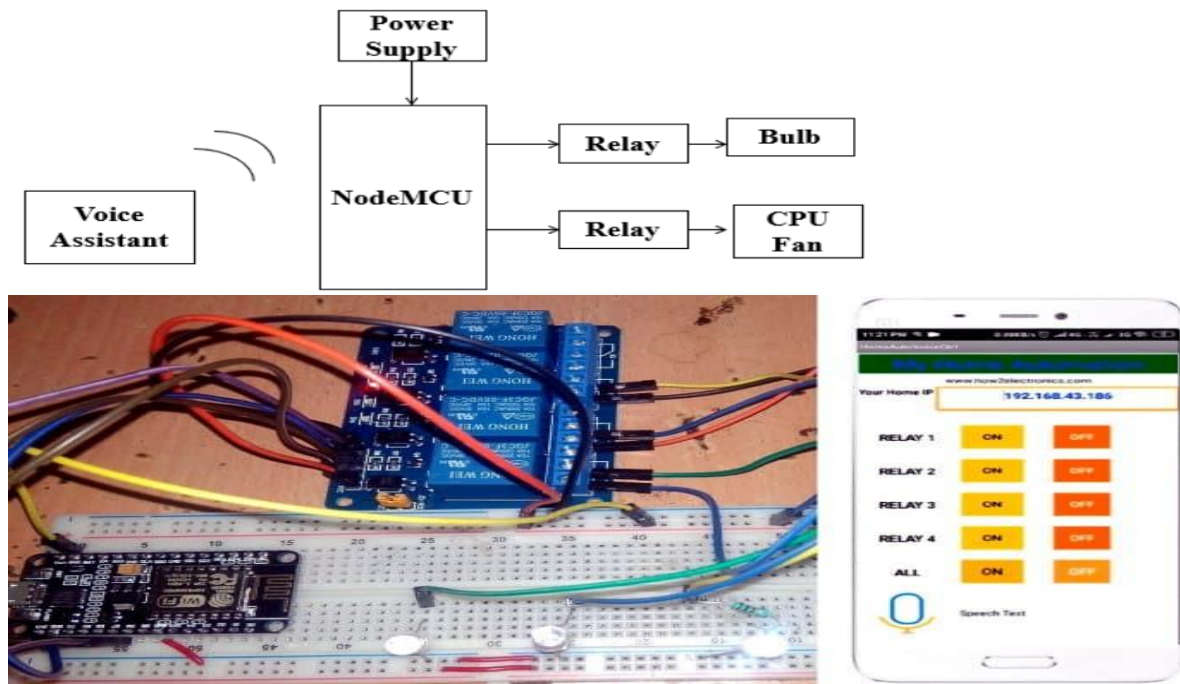
The proposed system receives, saves, and verifies the message before displaying it on the LED board. LED boards are used in places like railway stations, retail centres, educational institutions, businesses, traffic control in smart cities, and other public locations to display messages. The cost of printing and photocopying is reduced since a large number of users can access the material quickly. The gadgets are easy to install and maintain, and data transfer is faster. An LED matrix is being used to show this notification. In this article, we'll build a display for Google Assistant-driven speech input. Using Google's speech-to-text capability, the spoken input will be translated to text output and then shown on the LED screen. This essay aims to transform, or rather digitalize, the conventional use of paper-pin notice boards in schools, universities, and other institutions. Advertising is the lifeblood of every industry, and doing it well may mean the difference between a business's quick success and its painful slow extinction. Many different types of advertising exist, some of which go back to the industrial age. The significance of using attention-grabbing language and images to attract customers was understood back then. Only the quality and business opportunities have changed dramatically as of late. The usage of flexible LED lights for advertising is one of the most popular methods. We will look at the different types of LED advertising, their benefits, and upcoming trends that are reshaping the business landscape.

## VII. RESULT:

### Testing and Evaluation

Testing of a home automation using nodemcu8266 controlled through google voice assistant can be done through user testing, functionality testing, and performance testing to ensure it functions as intended and meets user needs.





### VIII. REFERENCES:

- [1] Y. Liu, "Study on Smart Home System Based on Internet of Things Technology," in *Informatics and Management Science IV*, vol. 207, edited by W. Du, Springer London, 2013, pp. 73-81.
- [2] D. Kim, "Design and Implementation of a Home Automation System Using IoT and Cloud Computing," *Journal of Information Processing Systems*, vol. 13, no. 2, 2017, pp. 365-374.
- [3] V. Kumar, S. Kumar, and A. Kumar, "Smart home automation using the Internet of Things: A review," *Journal of Ambient Intelligence and Humanized Computing*, vol. 10, no. 11, pp. 4167-4179, 2019.
- [4] C. Astudillo, G. B. Almeida, and R. W. Nunes, "A systematic evaluation of smart home energy management systems: Past, present, and future," *Renewable and Sustainable Energy Reviews*, vol. 125, p. 109794, 2020.
- [5] "Development of an IoT-Based Home Automation System Using ESP8266," 2021 International Conference on Emerging Trends in Information Technology and Engineering (ic-ETITE), Rajasthan, India, pp. 1-5.
- [6] S. B. Barma, D. Dey, and D. K. Nandi, "Design and Implementation of a Smart Home Automation System Utilizing IoT," 6th International Conference on Computation, Communication and Networking Technologies (ICCCNT), Kharagpur, India, 2021, pp. 1-6.
- [7] K. B. Kudale and K. R. Chaudhari, "Smart Home Automation Using IoT," in 2020 3rd International Conference on Communication Information and Computer Technologies (ICCICT), Mumbai, India, pp. 1-5.
- [8] S. Singh and S. Yadav, "Development of Smart Home Automation System Using NodeMCU," in 2020 5th International Conference on Advanced Computing and Communication Systems (ICACCS), Coimbatore, India, pp. 520-523.
- [9] "Smart Home Automation Using IoT and Speech Recognition," 2020 International Conference on Computational Intelligence and Knowledge Economy (ICCIKE), Jaipur, India, pp. 100-105. S. Tiwari, S. Rawat, and M. K. Soni.
- [10] "Home Automation Utilizing Internet of Things," 2018 International Conference on Inventive Research in Computing Applications (ICIRCA), Coimbatore, India, pp. 522-527.

[11]. Andrea Zanella, Loren Zovansalista, senior member, IEEE and Michelezorzi fellow, IEEE "Internet of things for smart cities". IEEE internet of things Journal.Vol-1, no:1, February 2014

[12]. Jadhav vinod, nagwanshi tejas; "Digital Notice Board using raspberry pi" IJCAT-International journal of computing and technology, volume 3, Issue 2, February 2016".

[13]. Foram Kamdan, Anubhav Malhotra and Pritish Mahadik "Display Message on notice board using GSM". Issn 2231-1297, volume 3,November7(213).PP.827832 Research India publications.

[14]. N.Jagan Mohan Reddy and G.venkatesh "Wireless Electronics display board using GSM Technology", InternationalJournal of Electrical, electronics and data communication, ISSN: 2320-2084.

