

# NEW PRODUCT DEVELOPMENT WITH VALUE ENGINEERING

Kamal Patel<sup>1</sup>

<sup>1</sup> Student, Department of mechanical engineering, Birla Vishwakarma Mahavidyalaya, Gujarat, India

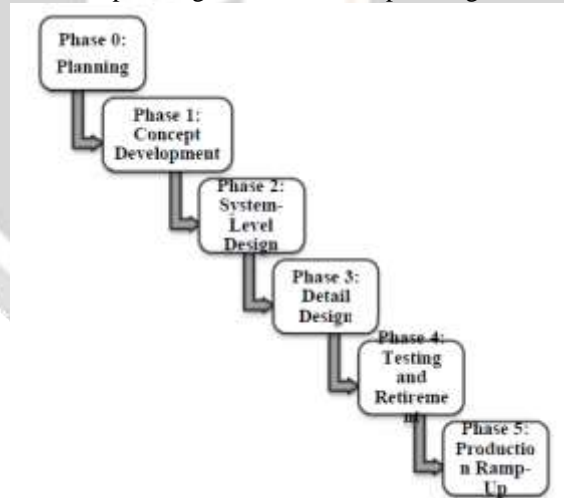
## ABSTRACT

*This paper presents one of the methodologies applied during New Product Development (NPD) phase. Value Engineering (VE) can lead to high-quality products which meet customer desires and at the same time increase the operating income requirements for an organization. The application of VE to NPD can enhance the products value by increasing performance without increasing the cost and affecting the quality, salability or maintainability. A case study has been discussed and an analysis has been made following the fundamentals of VE. At the end, results obtained are discussed.*

**Keyword:** Value engineering (VE), Job plan, Door handle

## 1. INTRODUCTION

A NPD phase is a stage-gate product development process used by many companies in order to encourage rapid product development and to cull out the least promising projects before large sums of money are committed. Other than that, NPD encompass of the complete engineering design process; conceptual design, embodiment design, detail design, planning for manufacturer, planning for distribution, planning for use and planning for retirement.



**Fig -1:** The product development process in stage-gate format. [1].

The use of various tools from VE into NPD process can ensure the product to be properly developed with the right specification, quality, cost and time

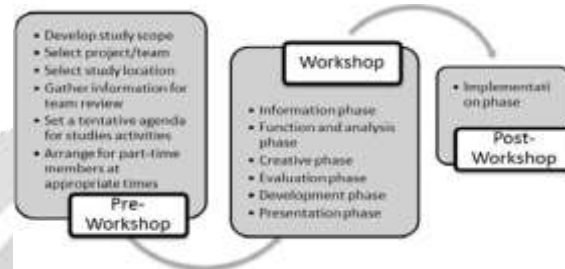
### 1.1 Value Analysis and Value Engineering

CIMA Official Terminology: Value Analysis (VA) is “systematic inter-disciplinary examination of factors affecting the cost of a product or service, in order to devise means of achieving the specified purpose most economically at the required standard of quality and reliability” while VE is “Redesign of an activity, product or service so that value

to the customer is enhanced while costs are reduced (or at least increased by less than the resulting price increase)".[2] In other words, VE is the application of VA to new products.

## 2. JOB PLAN

Job plan is the technique that used to govern the value studies; VM, VA and VE. The structured job plan technique is very helpful in providing assessment and evaluation for a product and procedures values. The job plan involves three main phases; pre-workshop, workshop and post workshop as shown in figure 2. While pre- workshop phase assign to prepare for the foundation of the studies and post workshop responsible for the follow up action plan, the workshop phase involve six other sub- phases; information gathering phase, function and analysis phase, creative phase, evaluation phase, development phase and presentation phase. [3]



**Fig -2:** Job plan of value studies.

### 2.1 Reasons for Conducting VA and VE

Below are the reasons for conducting VA exercises: [4]

- Products with known problems.
- Customer demands.
- Safety and compliance requirements.
- The improvement of product margins.
- Corrective action.

Below are the reasons for conducting VE exercises: [4]

- To introduce new forms of functionality that did not previously exist.
- To meet the target costs which were established during Stage 2 of the NPD stage process.
- To improve the value, increase the functionality and lower the cost of the proposed components in order to meet the Target Cost and functionality objectives.

### 2.2 Advantages

The advantages of VE studies are as follows: [4]

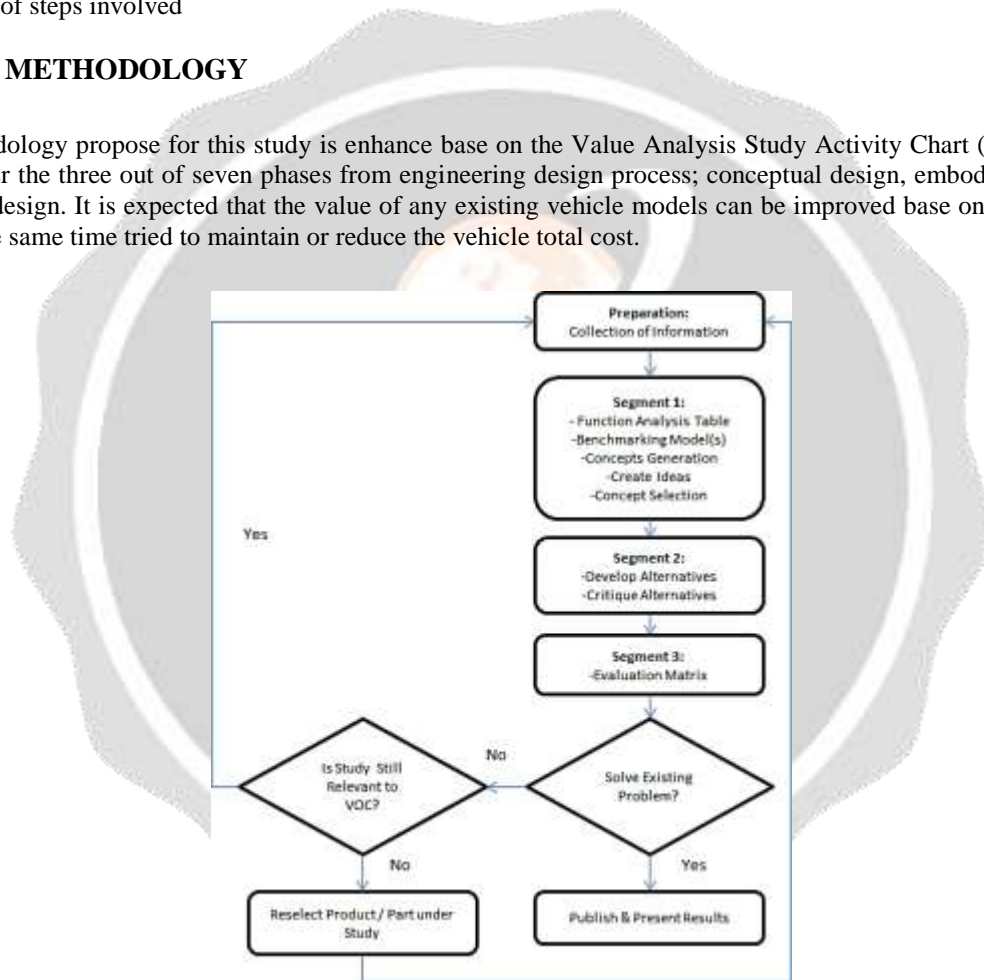
1. Speed of getting an effective design into the market without problems and through error-free manufacturing and assembly processes.
2. Reliability and durability of the product in the market which enhances the reputation of the product and the company.
3. Low overall cost which enhances product margin and also releases finances within the business as well as allowing the ability to engage in price competition.
4. Enhanced quality and compliance with minimal costs of warranty that allows a company to differentiate its products based this perceived quality (of use and esteem).
5. Differentiation by creating product designs as platforms, which facilitate 'last minute' or late configuration of the product to meet customer, orders regional preferences or any other geographical constraint (such as product laws of a certain region).

The While VE is one of the most effective problem- solving methodologies used today to improve: [3]

- Design standards
- Procedures
- Constructability
- Performance
- Operation and maintenance
- Processes
- Time
- Value
- Worth
- Function
- Number of steps involved
- Market strength
- Future vision
- Awareness and direction of forces
- Directness from one point to another
- Company healthiness (project wise)
- Profits
- Bottom line
- Issues
- Relationships

### 3. VAVE METHODOLOGY

The methodology propose for this study is enhance base on the Value Analysis Study Activity Chart (VASAC) [6] which cover the three out of seven phases from engineering design process; conceptual design, embodiment design and detail design. It is expected that the value of any existing vehicle models can be improved base on its functions while at the same time tried to maintain or reduce the vehicle total cost.



**Fig -3:** Summarize VAVE methodology.

### 3.1 Case Study

This paper discussed vehicle part named VEHICLE OUTER DOOR HANDLE which is manufactured by PROTON SDN BHD. VE methodology is applied to the selected part. The steps used in the analysis are as follows:

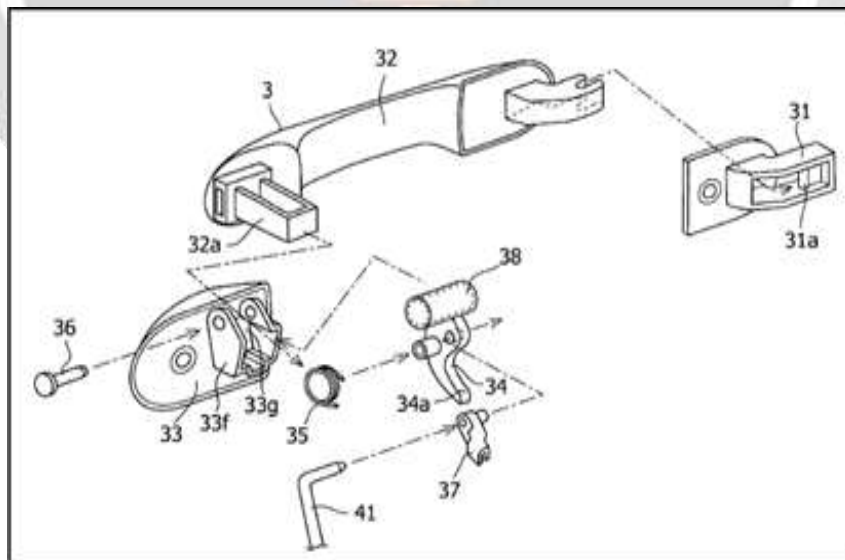
- a) Detailed information about the part is collected
- b) Function Analysis Table is prepared
- c) Creative/alternative ideas and concepts are developed
- d) Evaluation is done through Decision Matrix
- e) Finding and Recommendation
- f) Result

#### a) Collection Of Information:

- i. Material Carbon Fiber
- ii. Pieces produced per month 2 (Pieces/car) x 2,250 (3-door coupe car/month) = 4,500
- iii. Process used Injection Molding
- iv. Total present cost Rs 128.00/piece
- v. Product patent referred US 6,719,336 B2

#### Cost Breakdown Of The Part:

- i. Outside handle Rs 32.00
- ii. Base portion Rs 16.00
- iii. Grip portion Rs 24.00
- iv. Case portion Rs 16.00
- v. Bell crank Rs 12.80
- vi. Spring Rs 8.00
- vii. Pin Rs 8.00
- viii. Clip Rs 3.20
- ix. Counterweight Rs 8.00



**Fig -4:** Vehicle outer door handle design.

b) **Functional Analysis**

Part Name: Vehicle Outer Door Handle

**Table-1.** Function analysis.

Item	Function	A /Rs	B /Rs	C = (A/B)
Outside handle	Improve Appearance Provide Surface Provide Strength Improve Aesthetic Provide Protection	32.00	24.00	1.33
Base portion	Provide Movement Provide Strength Hold Assembly Support Handle	16.00	12.80	1.25
Grip portion	Facilitate Working Open Door Provide Surface Provide Strength Provide Grip Pull Door Pull Handle Provide Ergonomic	24.00	24.00	1.00
<b>Case portion</b>	Hold Assembly Provide Movement Provide Locking Provide Safety Provide Strength Support Handle Hold Parts	16.00	8.00	<b>2.00</b>
Bell crank	Provide Movement Provide Strength Hold Assembly Facilitate Locking Tug Handle	12.80	12.80	1.00
Spring	Provide Movement Hold Assembly Provide Stiffness	8.00	8.00	1.00
Pin	Hold Assembly Support Load	8.00	6.40	1.25
Clip	Hold Rod Provide Movement Provide Strength Hold Assembly	3.20	3.20	1.00
Counter-weight	Support Load	8.00	4.80	1.67
<b>Total Target Cost (Rs) = 128</b>				

(A=Cost, B=Worth, C=Value Index)

*Note: Case portion with the highest value index is selected to be part under study.*

### c) Creative/Alternative Ideas and Concepts

Various ideas and concepts for the part under consideration are listed below using brainstorming technique:

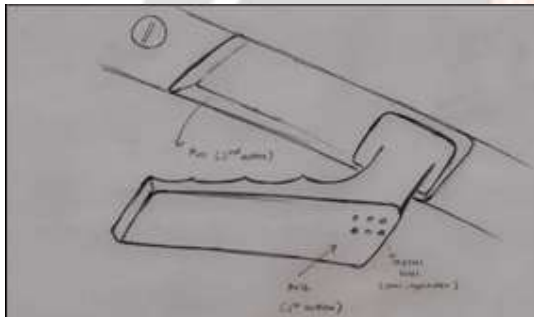
- Change the mechanism
- Reduce the material
- Change the part design
- Use chrome plated material
- Improve safety
- Change the part specifications

### d) Decision Matrix

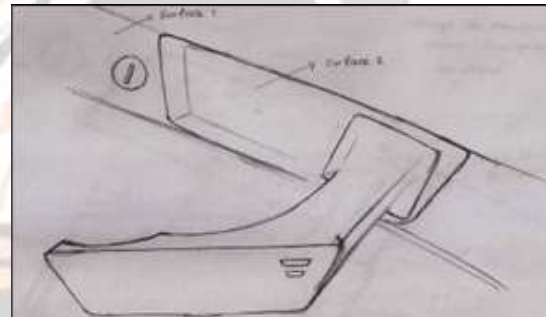
In order to judge the ideas, several performance criteria's were considered as follows:

- A. Simplicity
- B. Aesthetics
- C. Material
- D. Comfortability
- E. Manufacturability

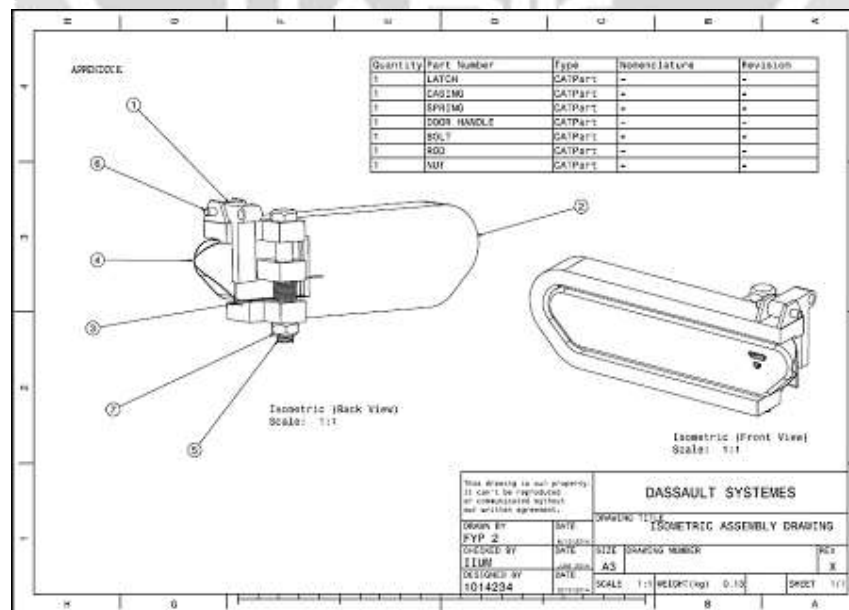
Alternatives developed are as sketches in Figure- 5 and Figure-6.



**Fig-5.** Sketch for design concept 1.



**Fig -6:** Sketch for design concept 2.



**Fig-7.** 3D model assembly drawing for design concept 2



**Table-2.** Pugh chart developed for concept selection

Description		Current Handle	Concept 1	Concept 2
X	Y	Datum	Design 1	Design 2
A	3	0	+	+
B	3	0	-	+
C	2	0	+	+
D	3	0	-	+
E	4	0	-	+
+		0	5	15
0		0	0	0
-		0	10	0
Net score		0	-5	15

(X= Performance Criteria, Y= Weight)

Note: Concept 2 with higher net score is selected to be developed as shown in Figure-7.

**Table-3.** Performance score.

Item	A	B	C	D	E		
Weight	3	3	2	3	4	Sum	Rank
Model							
1	1*3	1*3	2*2	1*3	1*4	17	2
2	2*3	2*3	2*2	2*3	2*4	30	1

**Table-4.** Improvement potential index.

	Performance Score a	Cost (Rs) b	Value Score a/b
Model			
1	17	104	0.16
2	30	104	0.28

Note: In this matrix (Table-4) model 2 has the maximum score. So, this is selected as the optimal solution for the investigation phase.

#### e) Finding And Recommendation

Table Improvement Potential Index above shows that model 2 has higher value score out of the two models. It predicts and gives the possibility for this alternative of the current part under study to have lesser cost with the same or better performance. Thus, it is recommended that the Outer Door Handle for vehicle to be redesigned at proton with better case portion especially to improve the aesthetic value, Comfortability and manufacturability compare to the current design.

## f) Result

The benefits after the implementation of VE are as follows:

**Table-5.** Cost benefits

Cost of part before VAVE	Rs 128.00
Cost of part after VAVE	Rs 104.00
Savings per part	Rs 24.00
Value improvement	21.87%
Expected annual savings	Rs 1296000.00

Other benefits:

- Material saving
- Reduced material cost
- Reduced components
- Simplified process
- Reduced machining cost
- Reduced machining time
- Removed plating cost
- Better quality
- Increased aesthetic value
- Increased performance
- Better aerodynamic

## 4. CONCLUSIONS

The principle of VE through NPD can ensure the product produce meet the Voice Of Customer (VOC) while at the same time giving better performance without effecting the quality, salability and maintainability with which it provide the opportunity to also reduce the total cost with excellent returns to the company or organization. In the case study discussed above it shows how the cost can possibly be reduced using VE methodology. Various worksheets are prepared before the analysis can be referred to give strong conclusion. Based on the benefits listed before, design changes should be made so that the product value can be increased while trying to seek opportunity in reducing the cost.

## 5. REFERENCES

- [1].Dieter G. E. and Schmidt L. C. 2008. Engineering Design. 5th Edn., New York: Mc Graw Hill.
- [2].Whittle N. 2011. Value Analysis, Functional Analysis, Value Engineering and Target Costing. Available from: <http://www.cimaglobal.com/Documents/Student%20docs/2010%20syllabus%20docs/P2/NWhittle%20Value%20Analysis.pdf>.
- [3]. Reference 2 Dekker M. 2003. Value Engineering Analysis and Methodology. Available from: <http://www.fcrm.ir/mads/ebk1085.pdf>.
- [4]. Reference 3 Rich N. 2000. Value Analysis Value Engineering. Available from: [http://www.adi.pt/docs/innoregio\\_value\\_analysis.pdf](http://www.adi.pt/docs/innoregio_value_analysis.pdf).
- [5]. Reference 4 Gerhardt D. J. 2011. Managing Value Engineering In New Product Development Available from: [http://valueeng.org/knowledge\\_bank/attachments/200611.pdf](http://valueeng.org/knowledge_bank/attachments/200611.pdf).
- [6].Project Development Procedures Manual (PDPM). 2014. Retrieved May 20, 2014, from <http://www.dot.ca.gov/hq/oppd/pdpm/pdpmn.htm>.