

“IMPLEMENTATION OF STABILIZATION OF SOIL USING CKD AND TERRAZYME”

Mrs. SWETA R.PATIL

Assistant Professor

BANSODE SHUBHAM C.

B.E Student

CHAVAN AJAY R

B.E Student

SHETE DIGVIJAY H.

B.E Student

GAUTAM AVINASH N

B.E Student

DEPARTMENT OF CIVIL ENGINEERING
Sinhgad Institute of Technology and Science, Narhe, Pune
Savitribai Phule Pune University

ABSTRACT:

In any land-based structure, the inspiration is extremely important and has got to be strong to support the whole structure. So as for the inspiration to be strong, the soil around it plays a really critical role. So, to figure with soils, we need to possess proper knowledge about their properties and factors which affect their behavior. The method of soil stabilization helps to realize the specified properties during a soil needed for the development work. From the start of construction work, the need of enhancing soil properties has come to the sunshine. Ancient civilizations of the Chinese, Romans and Incas utilized various methods to enhance soil strength etc. a number of the methods were so effective that their building sand roads still exist. Here, during this project, soil stabilization has been through with the assistance of various mix proportion of Terrazyme and CKD obtained from industry. The improvement within the soil properties has been done by using mix proportion of those material and studies effect before soil stabilization and after soil stabilization using different mix proportion of above admixture.

Keywords: enzymein, Terrazyme, minerals, Land

INTRODUCTION

Expansive soils also referred to as swelling soils or shrink-swell soils are the terms applied to those soils, which have a bent to swell and shrink with the variation in moisture content. As a results of which significant distress within the soil occurs, causing severe damage to the overlying structure. During monsoon, these soils absorb water, swell, become soft and their capacity to permit water is reduced, while in drier seasons, these soils shrinks and become harder thanks to evaporation of water. These sorts of soil are generally found in arid and semi-arid regions of the planet and are considered as a possible natural hazard, which if not treated well can cause extensive damages to not only to the structures built abreast of them but can also cause loss of human life.

Soils containing the clay minerals montmorillonite generally exhibit these properties. Expansive soils also called as Black soils or Black cotton soil and Regular soils are mainly found over the Deccan lava tract (Deccan Trap) including Maharashtra, MadhyaPradesh, Gujarat, Andhra Pradesh and in some parts of Odisha, within the Indian subcontinent. Blackcotton soils also are found in river valley of Tapi, Krishna, Godavari and Narmada. within the north western a part of Deccan Plateau and within the upper parts of Krishna and Godavari, the depth of black soil is extremely large. Basically these soils are residual soils left at the place of their formation after

l decomposition of the rocks like basalt and trap. Also these sorts of soils are formed thanks to the weathering of igneous rocks and therefore the cooling of lava after a eruption .These soils are rich in lime, iron, magnesia and alumina but lack within the phosphorus,nitrogen and organic matter. Their colour varies from black to chestnut brown, and basically consists of high percentage of clay sized particles. On a mean , 20% of the entire acreage of our country is roofed with expansive soils. due to their moisture retentiveness, these soils are suitable for dry farming and are suitable for growing cottons, cereals, rice, wheat, jowar, oilseeds, citrus fruits and vegetables, tobacco and sugarcane. During the previous couple of decades damage thanks to swelling action has been clearly observed within the semiarid regions within the sort of cracking and breakup of pavements, roadways, building foundations, slab-on-grade members, channel and reservoir linings, irrigation systems, water lines, and sewer lines.

BASIC IDEA:**Objectives of the paperwork**

- to research properties of soil like Atterberg's Limit, Standard proctor compaction.
- To analyze the effectiveness of optimum value of ingredients as an admixture to stabilize the black cotton soil.
- to review new combination of binder alternatives supported industrial by products to be used in stabilization.
- to assist for minimize the disposal problem of commercial waste like CKD and Terrazyme etc.
- to research the characteristics of soil for various concentrations of stabilizing material (CKD and Terrazyme) mixed with it.

Methods of soil stabilization

General Soil stabilization may be a method of improving soil properties by blending and mixing other materials. There are various soil stabilization methods and there are various materials used for soil stabilization. the subsequent are the few methods described in literature.

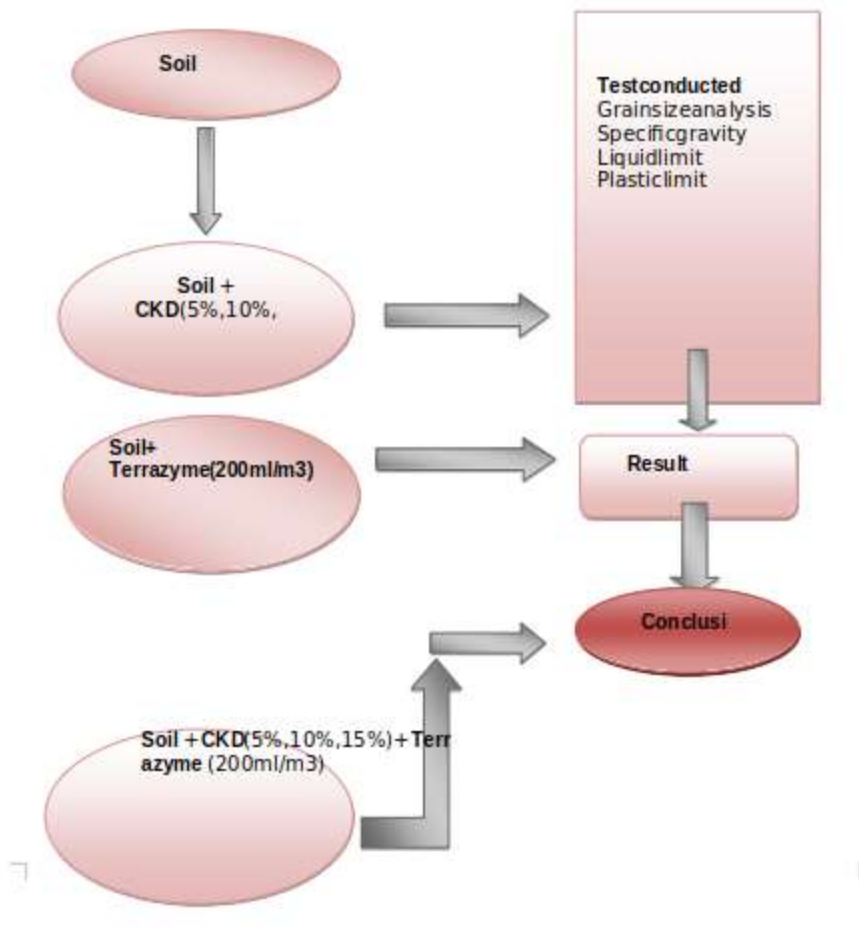


Fig: Methods soil stabilization

Method 1. Soil Stabilization with Cement: The soil stabilized with cement is understood as soil cement. The cementing action is believed to be the result of chemical reactions of cement with siliceous soil during hydration reaction. The important factors affecting the soil-cement are nature of soil content, conditions of blending, compaction, curing and admixtures used. The acceptable amounts of cement needed for various sorts of soils could also be as follows: Gravels–5to10%, Sands–7to12%, Silts–12to15%, and Clays

– 12 – 20%. The number of cement for a compressive strength of 25 to 30 kg/cm² should normally be sufficient for tropical climate for soil stabilization.

Method 2. Soil Stabilization using Lime: calcium hydroxide is extremely effective in treating heavy plastic clayey soils. Lime could also be used alone or together with cement, bitumen or ash. Sandy soils also can be stabilized with these combinations. Lime has been mainly used for stabilizing the road bases and therefore the subgrade. Lime changes the character of the adsorbed layer and provides pozzolanic action. Plasticity index of highly plastic soils are reduced by the addition of lime with soil. There's a rise within the optimum water content and a decrease within the maximum compacted density and the strength and sturdiness of soil increases.

Method 3. Soil Stabilization with Bitumen: Asphalts and tars are bituminous materials which are used for stabilization of soil, generally for pavement construction. Bituminous materials when added to a soil, it imparts both

cohesion and reduced water absorption. Depending upon the above actions and therefore the nature of soils, bitumen stabilization is assessed in following four types:

- Soil Bitumen stabilization
- Waterproofed mechanical stabilization, and
- Oiled earth.

Method 4. Chemical Stabilization of Soil: salt being hygroscopic and deliquescent is employed as a water retentive additive in mechanically stabilized soil bases and surfacing. The vapour pressure gets lowered, physical phenomenon increases and rate of evaporation decreases. The melting point of pure water get slow and it leads to prevention or reduction of frost heave. By depressing the electrical double layer, the salt reduces the water devour and thus the loss of strength of fine grained soils. Calcium Chloride acts as a soil flocculent and facilitates compaction. Frequent application of calcium chloride could also be necessary to form up for the loss of chemical by leaching action. For the salt to be effective, the ratio of the atmosphere should be above 30%. Sodium Chloride is the other chemical which will be used for this purpose with a stabilizing action almost like that of calcium chloride. Sodium Silicate is yet one more chemical used for this purpose together with other chemicals like calcium chloride, polymers, chrome lignin, alkyl chlorosilanes, siliconates, a mines and quaternary ammonium salts, sodium hexametaphosphate, orthophosphoric acid combined with a wetting agent.

Method 5. Electrical Stabilization of Clayey Soils: Electrical stabilization of clayey soils is completed by method referred to as electro-osmosis. This is often an upscale method of soil stabilization and is especially used for drainage of cohesive soils.

Method 6. Soil Stabilization by Grouting: during this method, stabilizers are introduced by injection into the soil. This method isn't useful for clayey soils due to their low permeability. This is often a costly method for soil stabilization. This method is suitable for stabilizing buried zones of relatively limited extent. The grouting techniques are often classified as following:

- Clay grouting
- Chemical grouting
- Chrome Signin grouting
- Polymer grouting

Soil Stabilization by Geotextiles and Fabrics:

Geotextiles are porous fabrics made from synthetic materials like polyethylene, polyester, nylon and PVC. Woven, non-woven and grid form sorts of geotextiles are available. Geotextiles have a high strength. When properly embedded in soil, it contributes to its stability. it's utilized in the development of unpaved roads over soft soils. Reinforcing the soil for stabilization by metallic strips in thereto and providing an anchor or tie back to restras during a facing sk in element.

Soil Stabilization using Bio-enzymatic Material(Terrazyme)

Bio-enzyme may be a natural, non-flammable, non-toxic, non-corrosive liquid which is fermented from vegetable extracts and improves the engineering properties of soil, gives higher soil compaction densities, facilitates more stability. Bio-Enzymes catalyze there actions in between the clay surface and therefore the organic cations and accelerate the cat natural process to scale back thickness of adsorbed layer. In chemical stabilization, chemicals or admixture are mixed with soil directly, which is difficult to combine properly, butin case of Bio-enzyme, it's easy to use because it is first mixed with water at optimum moisture content (OMC) then it's mixed in soil. Bio-Enzyme may be a cheap admixture with long lasting effects. Because it alters the physical and chemical characteristics of

soil, soil treated with Bio-Enzyme gives higher performance levels and more life. Bio-Enzyme could also be used to increase the engineering properties like Unconfined Compressive Strength (UCS) and Maximum Dry Density (MDD) values of fabric to achieve desired standards for pavement base course. Bio-Enzyme also improves the unconfined compressive strength (UCS) and California Bearing Ratio (CBR) of soil.

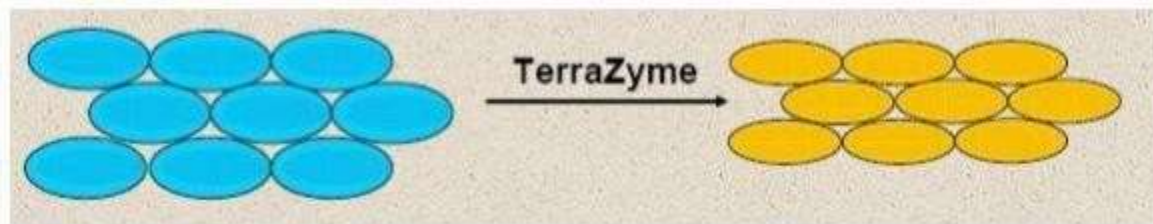


Fig:H₂O+clay----- TerraZyme Calcium Silicate Hydrates

Mechanism of Soil Stabilization with Bio-Enzyme

In clay and water mixture cations (positively charged) are present round the clay surface, which creates a skinny film of water round the surface of clay particle that is still attached or adsorbed on the clay surface. The adsorbed water referred to as double layer gives plasticity to clay particles. In some cases the clay are often swell and therefore the size of diffuse double layer is increased, but it are often again reduced by drying. Therefore to really improve the soil properties, it's essential to scale back the thickness of double layer permanently. This will be accomplished by Cation exchange processes. By utilization of fermentation processes, some micro-organisms produce stabilizing enzyme in huge quantity. These stabilizing bio-enzymes catalyze the organic reactions between the clay and therefore the cations and accelerate the cationic exchange process without becoming a neighborhood of the top product.

Dosage of Enzyme

Based on the research studies and information given by supplier, a dosage may take in per/m³ of soil (volume in millilitre is needed to treat 1m³ of soil). The base line dosage formed medium to mild plastic soil (PI=4-12) the dosage will be 1 litre of TerraZyme for 8 to 12 m³ of soil. Test results shows a strong relation between increasing TerraZyme dose and results on low strength soils. High dose yield more improvement. For this work three dosages are selected and that are 200ml/2.5m³, 200ml/2.0m³ and 200ml/1.5m³.

1. Sieve Analysis :

Particle size distribution confirming to IS 2720: Part (4) :1985. The results from sieve analysis of the soil when plotted on a semi-log graph with particle diameter or the sieve size percentage passing as the ordinate gives a clear idea about the particle size distribution. From the help of this curve, D₁₀ and D₆₀ are determined. This D₁₀ is the diameter of the soil below which 10% of the soil particle. The ratio of, D₁₀ and D₆₀ gives the uniformity coefficient (C_u) which in turn is a measure of the particle size range.

Table : Sieve analysis of Black cotton soil

Sieve size	Mass retained	Retained %	Cumulative %retained	Cumulative %finer
4.75	90	9	9	91
2.36	247	24.7	33.7	66.3
1.18	288	28.8	62.5	37.5
0.6	168	16.8	79.3	20.5
0.3	114	11.4	90.7	9.3
0.15	53	5.3	96	4
0.09	19	1.9	97.9	2.1
0.075	6	0.6	98.5	1.5

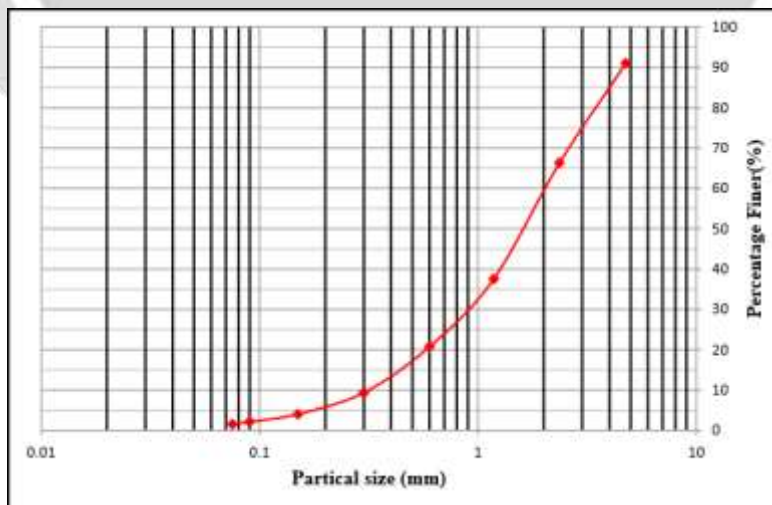


Fig: Particle size distribution curve of Black cotton soil

We have samples, now in this chapter soil sample mixed with different percentage of Terrazyme (5,10, 20,30%) and cement kiln dust(5,10,15%) mix.The entire test performed. The,specific gravity

of the soil and engineering properties of the soil such as maximum dry density ,optimum moisture content. The results of the tests are discussed with a focus to bring out the effect of characteristics over different curing periods.As already discussed the amount of terrazyme-CKD and curing period given is zero day, 7 days, 14 days and 28 days. All samples are air dried after treatment and used for testing after respective curing period.

ADVANTAGES AND IMPORTANCE OF SYSTEM:

Soil properties vary an excellent deal and construction of structures depends tons on the bearing capacity of the soil, hence, we'd like to stabilize the soil which makes it easier to predict the load bearing capacity of the soil and even improve the load bearing capacity.The gradation of the soil is additionally a really important property to stay in mind while working with soils.The soils could also be well-graded which is desirable because it has less number of voids or uniformly graded which though sounds stable but has more voids.Thus,it is better to combine differing types of soils together to enhance the soil strength properties. it's very expensive to replace the inferior soil entirely soil and hence, soil stabilization is that the thing to seem for in these cases.

1. It improves the strength of the soil, thus,increasing the soil bearing capacity.
2. it's more economical both in terms of cost and energy to extend the bearing capacity of the soil instead of going for deep foundation or foundation .
3. it's also wont to provide more stability to the soil in slopes or other such places.
4. Sometimes soil stabilization is additionally wont to prevent erosion or formation of dust, which is extremely useful especially in dry and arid weather.
5. Stabilization is additionally finished soil water-proofing; this prevents water from entering in to the soil and hence helps the soil from losing its strength.
6. It helps in reducing the soil volume change thanks to change in temperature or moisture content.Stabilization improves the workability and therefore the durability of the soil.

CONCLUSION:

In present work terrazyme and CKD is used for black cotton soils and effect of those is studied on different properties.Results obtained for some of the properties are excellent,at the same time some properties show a limited or no improvement. Based on the tests conducted in the laboratory, the following conclusion can be drawn from this laboratory research.

ACKNOWLEDGEMENT

We express our gratitude to my guide Mrs.PATIL S.R. for his competent Guidance And Timely Inspiration.It Is Our Good Fortune To Complete Our Project Under Her Able Competent Guidance.The Valuable guidance, helpful constructive criticism, keeps interesting the problem during the course of presenting " IMPLEMENTATION OF STABILIZATION OF SOIL USING CKD AND TERRAZYME " this Paper publication successfully. We would like to thank our Project Coordinator Prof. S.D. kamble and all the Teaching, Non-Teaching staff of our department.We are very much thankful to Mr. I. M. Jain Head Department of Civil Engineering and also Dr.R.S.Prasad Principal, Prof.S.A.Kulkarni, Vice principal ,Sinhgad Institute of Technology And Science, Narhe For The Help support And Co- operation During This Paper publication and Project Work.

REFERENCES

- [1] ASTM. 2000 a. "Standard test method for liquid limit, plastic limit, and plasticity index of soils." D4318, West Conshohocken, Pa.
- [2] ASTM.2000b."Standard test method for unconfined compressive strength of cohesive soils." D2166,West Conshohocken,Pa.
- [3] ASTM. 2001a. "Standard guide for evaluating effectiveness of admixtures for soil stabilization." D 4609,West Conshohocken,Pa.
- [4] Ballivy, G.; Rouis, J.; and Breton, D., "Use of Cement Residual Kiln Dust as Land fill Liner,"Cement,LT168, Canadian Portland Cement Association,Toronto,Ontario,Canada,1992.
- [5] Basma.A.AandAl-sharif,(1994),"Treatment of Expansive soil to control swelling",Geotechnical Engineering,25(2),pp3-19.
- [6] Dhinakaran, C. and Prasanna K.R.(2007): "Bio enzyme soil stabilization in road construction",Every man's Science,Vol.XLINO.6,pp.397-40.
- [7] "Effect of Terrazyme usage on increase of CBR",Technical report by Soil Mechanics Laboratory,National Road Department,Thailand,1996.
- [8] Hausmann,M.R.(1990)."Engineering Principles of Ground Modification".Mc Graw-Hill,NewYork.
- [9] Bhattu, M. S. Y., (1984c) "Use of Cement-Kiln Dust in Blended Cements: Alkali-Aggregate Reaction Expansion,"World Cement Technology, London, UK,Vol.16, No.10,December1984.
- [10] Miller,G.A.,and Azad,S.2000."Influence of soil type on stabilization with cement kiln dust." Constr.Build.Mater.,142,89-97.
- [11] Miller, G. A., Zaman, M. M., Rahman, J., and Tan, N. K. 2003. "Laboratory and field evaluation of soil stabilization using cement kiln dust." ORA No. 125-5693,Univ.of Oklahoma, Norman, Okla.