

BOOKART: USED BOOKS BUYING AND SELLING SYSTEM

Shubham Gupta¹, Himanshu Sinha², Singh Anubhav Gajendra³, Manish Kumar Singh⁴

¹ Under Graduate Student, Department of Computer Science and Engineering, SRM University, Chennai, India

² Under Graduate Student, Department of Computer Science and Engineering, SRM University, Chennai, India

³ Under Graduate Student, Department of Computer Science and Engineering, SRM University, Chennai, India

⁴ Under Graduate Student, Department of Computer Science and Engineering, SRM University, Chennai, India

ABSTRACT

Student of all age group have always had tons of books which rot away after the academic year is done. The business-to-consumer aspect of electronic commerce (e-commerce) is the most visible business use of the World Wide Web. The proposed system will offer a web-based interface for students to conveniently find buyers for their used books. The system is implemented using a 3-tier approach, with a backend database, a middle tier of Sun J2EE 1.4 application server and JSP, and a web browser as the front end client. In order to develop an e-commerce website, a number of Technologies must be studied and understood. These include multi-tiered architecture, server and client side scripting techniques, implementation technologies such as JSP, programming language (such as JAVA, JavaScript, and HTML), relational databases (such as MySQL, Access). Students will be able to offer their used books for sale at their own prices. Students wishing to buy used books will be able to search the listings for the desired book and order it from any seller that is offering the book. The system will not deal with monetary transactions directly. The seller and the buyer will agree on the payment and book delivery method. It will be possible for the buyer and the seller to just meet up on campus and pay in cash, or can use any payment method to transfer the required amount. There will be a chat feature in the interface in order to have a pre conversation between seller and the buyer.

Keyword:- Java, JavaScript, HTML, and Backend Database, Sun J2EE, MySQL, Access.

1. Introduction

In the world of software development there lots of improvement in the area of Architectural design and principles. The philosophies and implementation details are changing as the people guiding the development of the application. In this fantastic and yet sometimes complex world of software development there are some tried and true architecture patterns and software development guidelines employed by most architects. Also your design must have an ability to turn towards innovation instead of lending itself to common practices. Web services are one such area where architects must lean on their creative side and hope that their solutions are still successful. The reason why we selected online used books web services is everybody walking down the street has some idea about bookstores.

The features of our web app are:-

- Our website mainly focuses on used books buying and selling through our web interface. It provide all the required details of the seller to the buyer like his name address with most important contact no.
- Our website provides a detailed information about the book so that the buyer can analyze all part of the book and then contact the seller.
- Our website provides a chat option for buyer to chat with the seller and can negotiate with him and talk about the meeting time for book delivery and payment.
- Our website provide more of college books because only these are the books which are not readily available at the time in bookstore.
- In here the seller can post the photos of the original book so that the condition of the book can be known to buyers.

Eg1: The increasing importance of e-commerce is apparent in the study conducted by researchers at the Gvu (Graphics, Visualization, and Usability) Center at the Georgia Institute of Technology. In their summary of the findings from the eighth survey, the researchers report that "e-commerce is taking off both in terms of the number of users shopping as well as the total amount people are spending via Internet based transactions". Over three quarters of the 10,000 respondents report having purchased items online. The most cited reason for using the web for personal shopping was convenience (65%), followed by availability of vendor information (60%), no pressure from sales person (55%) and saving time (53%)

Eg2: Although the issue of security remains the primary reasons why more people do not purchase items online, the GVA survey also indicates that faith in the security of ecommerce is increasing. As more people gain confidence in current encryption technologies, more and more users can be expected to frequently purchase items online.

1.1 Objective

The objective of this website is to provide a platform where the seller (students) can sell their used books. As this website is exclusively for books the users will be able to view books which might not be available on other multitasking website as it would get lost in the huge amount of products available. This also provides the security in a chat Function. Due to the chat function there'll be less of seller's personal information on the website. Due to only required info of seller on website this will make sure the seller is prevented from any cyber crime.

1.2 Organization of the report

The report is divided into 4 parts and each part deals with the different aspects of the system.

- System Design:** This part talks about the existing system, how they are designed and the issues associated with them. Furthermore, it describes the features of the system proposed and the requirements for operating it.
- Module Description:** This part describes each module implemented in the system, i.e., how the data is processed in each and what are the steps involved from the user's point of view. Each module is diagrammatically represented so that there is a clear understanding about what happens at that particular step.
- System Implementation:** This part deals with an overview of the platform for which the system is developed for. It also talks about the parameters needed for running the system and provides a sample of code used, along with screenshots of the output.
- Conclusion:** This part concludes the report and discusses the possible enhancement that can be implemented in the future improve the quality.

1.2 Risks and Challenges

Problem 1:

User Details Security

The problem of security of user details is overcome by the chat feature due to which the seller does not need to upload any personal information.

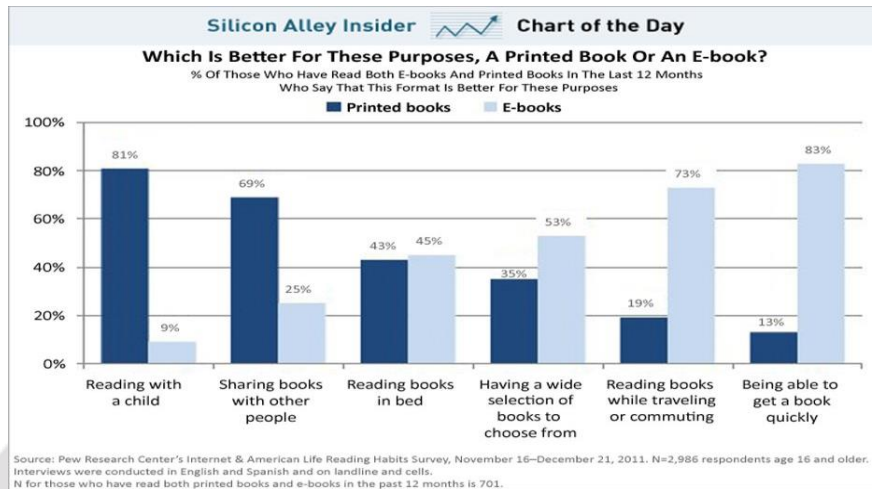
Problem 2:

Fake Users

Fake users will be reduced by using the email confirmation method and therefore one mail id will be able to create only one account.

2. Existing System

The current applications which are among the popular classified advertisement webapps are not exclusive to books. Due to this the books which are advertised on those apps never really reach the number of potential customers which they could. Our webapp overcomes these deficiencies by providing a platform which is exclusive for books, hence after a critical number of users start to use the app, there'll be any book available on the BOOKART webapp.



Comparison of printed or e-book

2.1 Proposed System

The webapp which we make would be a 'Book Only' webapp which would give a lot more customers to the uploaded advertisements. This will be different from the existing webapps because the buyers would be a customer who would want to buy only books and will not be bothered by any other product. The presence of an in-webapp chat will add an added layer of security. Not only security chat option will introduce more of the information to given to the particularly between the two person which will be buyer and the seller. This system will allow user to get most of the books likely from the other student, who would have gone through that book and would have underlined the major points. These are thoughts which actually running in the minds of the buyer and our app will make those two of them meet.

2.2 Advantages of the proposed system

The future versions of this webapp will provide a way to connect your webapp account to any of your social accounts (Facebook, Twitter, and Instagram). This will connect you to your acquaintances on the webapp and you will be notified if anyone you know is selling a book. There will also addition of a 'WISHLIST' page on your profile where you can enter required books and you will be notified if it comes up for sale.

- This will allow you to connect to the person individually after one time you purchased once through our webapp.
- The advantages will lead you to get into knowledge into the experienced persons who has already read the book and can guide you with the good advice at the time of meeting for the book.
- It always true for a person when we say "more the friends, the more the good advices to follow" and our webapp will make you a good and experience person.

3. Code the home page of website and the screenshot

```
<!DOCTYPE html>
<html lang="en">
<head><link rel="shortcut icon" type="image/x-icon" href="images/ic2.png" />
<title>Bookart</title>
```

```

<meta charset="utf-8">
<meta http-equiv="X-UA-Compatible" content="IE=Edge">
<meta name="viewport" content="width=device-width, initial-scale=1">
<meta name="keywords" content="">
<meta name="description" content="">
<!--
Impulse Template
http://www.templatemo.com/tm-469-impulse
-->
<!-- STYLESHEET CSS FILES -->
<link rel="stylesheet" href="css/bootstrap.min.css">
<link rel="stylesheet" href="css/animate.min.css">
<link rel="stylesheet" href="css/font-awesome.min.css">
<link rel="stylesheet" href="css/nivo-lightbox.css">
<link rel="stylesheet" href="css/nivo_themes/default/default.css">
<link rel="stylesheet" href="css/templatemo-style.css">
</head>
<body data-spy="scroll" data-target=".navbar-collapse" data-offset="50">
<!-- preloader section -->
<div class="preloader">
  <div class="sk-spinner sk-spinner-rotating-plane"></div>
</div>
<!-- home section -->
<section id="home">
  <div class="container">
    <div class="row">
      <div class="col-md-12 col-sm-12">
        <h1 class="wow bounceInDown rotate">Welcome</h1>
        <h2 class="wow bounce">TO BOOKART</h2>
        <a href="#intro" class="btn btn-default smoothScroll">GET STARTED</a></div>
      </div>
    </div>
  </section>
  <!-- navigation section -->
  <div class="navbar navbar-default navbar-static-top" role="navigation">
    <div class="container">
      <div class="navbar-header">
        <button class="navbar-toggle" data-toggle="collapse" data-target=".navbar-collapse"> <span class="icon icon-bar"></span> <span class="icon icon-bar"></span> <span class="icon icon-bar"></span> </button>
        <a href="index.html" class="navbar-brand">BOOKART</a></div>
      <div class="collapse navbar-collapse">
        <ul class="nav navbar-nav navbar-right">
          <li><a href="#home" class="smoothScroll">HOME</a></li>
          <li><a href="#intro" class="smoothScroll">INTRO</a></li>
          <li><a href="#work" class="smoothScroll">SERVICE</a></li>
          <li><a href="login/index.html" class="smoothScroll">LOGIN</a></li>
          <li><a href="#portfolio" class="smoothScroll">RECENT</a></li>
          <li><a href="#contact" class="smoothScroll">CONTACT</a></li>
        </ul>
      </div>
    </div>
  </div>
  <!-- intro section -->
  <section id="intro" style="background:url(images/wnb2.jpg)">
    <div class="container">
      <div class="row">

```

```

<div class="col-md-offset-2 col-md-8 col-sm-offset-1 col-sm-10 title">
  <h4 style="color:#FFF">WELCOME TO BOOKART</h4>
  <h2 style="color:#FFF">Books Buying & Selling Portal</h2>
  <hr>
  <p style="color: #FFF; font-size:22px; font-family: Arial, Helvetica, sans-serif;">Students wishing to buy used
  books will be able to search the listings for the desired book and order it from any seller that is offering the bookThe
  system will not deal with monetary transactions directly. The seller and the buyer will agree on the payment and
  book delivery method. It will be possible for the buyer and the seller to just meet up on campus and pay in cash or
  give money by any medium like Paytm or UPI. </p>
  </div>
</div>
</div>
</section>
<!-- work section -->
<section id="work">
  <div class="container">
    <div class="row">
      <div class="col-md-4 col-sm-4 title">
        <h2>Service</h2>
        <hr>
        <p>It is a Platform Where Students will be able to offer their used books for sale at their own prices. Students
        wishing to buy used books will be able to search the listings for the desired book and order it from any seller that is
        offering the book.</p>
      </div>
      <div class="col-md-8 col-sm-8">
        <div class="col-md-6 col-sm-6 bg-black"> <i class="fa fa-search"></i>
          <h3>Find Book</h3>
        </div>
        <div class="col-md-6 col-sm-6 bg-red"> <i class="fa fa-newspaper-o"></i>
          <h3>Select From List</h3>
        </div>
        <div class="col-md-6 col-sm-6 bg-red"> <i class="fa fa-comment-o"></i>
          <h3>Talk</h3>
        </div>
        <div class="col-md-6 col-sm-6 bg-black"> <i class="fa fa-book"></i>
          <h3>Enjoy Reading</h3>
        </div>
      </div>
    </div>
  </div>
</section>
<!-- team section -->
<section id="team">
  <div class="container">
    <div class="row">
      <div class="col-md-offset-3 col-md-6 col-sm-offset-2 col-sm-8 title">
        <h2>How It Works</h2>
        <hr>
      </div>
      <div class="col-md-4 col-sm-4 col-xs-6 wow fadeIn" data-wow-delay="0.9s">
      <div class="team-des">
        <h4>Select From List</h4>
        <h3>"As Per Your Choice"</h3>
      </div>
    </div>
  </div>

```

```

</div>
<div class="col-md-4 col-sm-4 col-xs-6 wow fadeIn" data-wow-delay="1.3s">
  <div class="team-des">
    <h4>Talk To The Buyer/Seller</h4>
    <h3>"Get Assured"</h3>
  </div>
</div>
<div class="col-md-4 col-sm-4 col-xs-6 wow fadeIn" data-wow-delay="1.6s">
  <div class="team-des">
    <h4>Add To Cart</h4>
    <h3>"Buy It Or Sell It"</h3>
  </div>
</div>
</div>
</div>
</section>
<!-- portfolio section -->
<div id="portfolio">
  <div class="container">
    <div class="row">
      <div class="col-md-offset-3 col-md-6 col-sm-offset-2 col-sm-8 title">
        <h2>Some Recent Uploads</h2>
        <hr>
      </div>
      <div class="col-md-12 col-sm-12"></div>
      <div class="col-md-3 col-sm-3 wow fadeIn" data-wow-delay="0.6s"><a href="images/portfolio-img1.jpg" data-
lightbox-gallery="portfolio-gallery"></a></div>
      <div class="col-md-3 col-sm-3 wow fadeIn" data-wow-delay="0.6s"><a href="images/portfolio-img2.jpg" data-
lightbox-gallery="portfolio-gallery"></a></div>
      <div class="col-md-3 col-sm-3 wow fadeIn" data-wow-delay="0.6s"><a href="images/portfolio-img3.jpg" data-
lightbox-gallery="portfolio-gallery"></a></div>
      <div class="col-md-3 col-sm-3 wow fadeIn" data-wow-delay="0.6s"><a href="images/portfolio-img4.jpg" data-
lightbox-gallery="portfolio-gallery"></a></div>
      <div class="col-md-3 col-sm-3 wow fadeIn" data-wow-delay="0.6s" align="center"><a href="images/portfolio-
img5.jpg" data-lightbox-gallery="portfolio-gallery"></a></div>
      <div class="col-md-3 col-sm-3 wow fadeIn" data-wow-delay="0.6s"><a href="images/portfolio-img6.jpg" data-
lightbox-gallery="portfolio-gallery"></a></div>
      <div class="col-md-3 col-sm-3 wow fadeIn" data-wow-delay="0.6s"><a href="images/portfolio-img7.jpg" data-
lightbox-gallery="portfolio-gallery"></a></div>
      <div class="col-md-3 col-sm-3 wow fadeIn" data-wow-delay="0.6s"><a href="images/portfolio-img8.jpg" data-
lightbox-gallery="portfolio-gallery"></a></div>
    </div>
  </div>
</div>
<!-- price section -->

<!-- contact section -->
<section id="contact">
  <div class="container">
    <div class="row">
      <div class="col-md-offset-3 col-md-6 col-sm-offset-2 col-sm-8 title">
        <h2>Contact Us</h2>
        <hr>

```

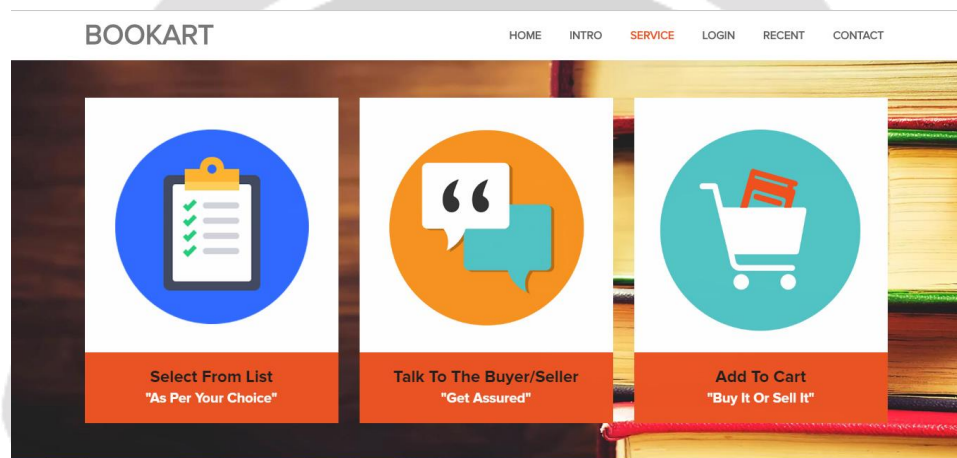
```

    <p>Lorem ipsum dolor sit amet, consectetur adipiscing elit, sed diam nonummy nibh euismod tincidunt ut laoree.</p>
  </div>
  <div class="col-md-offset-3 col-md-6 col-sm-offset-2 col-sm-8 contact-form wow fadeInUp" data-wow-delay="0.9s">
    <form action="#" method="post">
      <input type="text" class="form-control" placeholder="Name">
      <input type="email" class="form-control" placeholder="Email">
      <textarea class="form-control" placeholder="Message" rows="6"></textarea>
      <input type="submit" class="form-control" value="SEND EMAIL">
    </form>
  </div>
</div>
</section>
<!-- google map section -->
<div class="google_map">
  <div id="map-canvas"></div>
</div>
<!-- footer section -->
<footer>
  <div class="container">
    <div class="row">
      <div class="col-md-12 col-sm-12">
        <h2 class="wow fadeIn" data-wow-delay="0.9s">Follow Us</h2>
        <ul class="social-icon">
          <li><a href="#" class="fa fa-facebook wow bounceIn" data-wow-delay="0.3s"></a></li>
          <li><a href="#" class="fa fa-github wow bounceIn" data-wow-delay="0.9s"></a></li>
          <li><a href="#" class="fa fa-android wow bounceIn" data-wow-delay="0.9s"></a></li>
          <li><a href="#" class="fa fa-phone wow bounceIn" data-wow-delay="0.9s"></a></li>
        </ul>
      </div>
      <div class="col-md-12 col-sm-12 copyright">
        <p>Copyright © 2017 BOOKART</p>
      </div>
    </div>
  </div>
</div>
<!-- JAVASCRIPT JS FILES -->
<script src="js/jquery.js"></script>
<script src="js/bootstrap.min.js"></script>
<script src="js/nivo-lightbox.min.js"></script>
<script src="js/smoothscroll.js"></script>
<script src="js/jquery.sticky.js"></script>
<script src="js/jquery.parallax.js"></script>
<script src="js/wow.min.js"></script>
<script src="js/custom.js"></script>
</body>
</html>

```



Layout: home page of website screenshot



Layout: Service page of website (screenshot)

3.1 Code of signup login page

Provide Your Details Here :

College Id	<input type="text" value="Aadhaar Number"/>
College Name	<input type="text" value="Name"/>
Name	<input type="text" value="Name"/>
Gender	<input type="radio"/> Male <input type="radio"/> Female <input type="radio"/> Other
E-Mail	<input type="text" value="E-Mail Address"/>
User Name	<input type="text" value="User Name"/>
Password	<input type="password" value="Password"/>
Confirm Password	<input type="password" value="Confirm Password"/>
Phone #	<input type="text" value="(845)555-1212"/>
Address	<input type="text" value="Address"/>
City	<input type="text" value="city"/>

Layout 2: Signup page


```

<!DOCTYPE html>
<html >
<head><link rel="shortcut icon" type="image/x-icon" href="../templatemo_469_impulse/images/ic2.png">
  <meta charset="UTF-8">
  <title>Signup Form</title>
  <script src="https://s.codepen.io/assets/libs/modernizr.js" type="text/javascript"></script>
  <script src="form2.php"></script>

  <link rel="stylesheet" href="http://maxcdn.bootstrapcdn.com/bootstrap/3.2.0/css/bootstrap.min.css" type="text/css" prefetch'
  <link rel="stylesheet" href="http://maxcdn.bootstrapcdn.com/bootstrap/3.2.0/css/bootstrap-theme.min.css" type="text/css" prefetch'
  <link rel="stylesheet" href="http://cdnjs.cloudflare.com/ajax/libs/jquery.bootstrapvalidator/0.5.0/css/bootstrapValidator.min.css" type="text/css" prefetch'

  <link rel="stylesheet" href="css/style.css">
</head>
<body>
  <div class="container">

  <fieldset>

  <!-- Form Name -->
  <legend>Provide Your Details Here :</legend>

  <!-- Text input-->
  <form class="well form-horizontal" action="form2.php" action="../login/index.html" method="post" id="contact_form">
  <div class="form-group">
    <label class="col-md-4 control-label">College Id</label>
    <div class="col-md-4 inputGroupContainer">
      <div class="input-group">
        <span class="input-group-addon"><i class="glyphicon glyphicon-user"></i></span>
        <input name="uid" placeholder="Aadhaar Number" class="form-control" type="text">
      </div>
    </div>
  </div>

  <!-- Text input-->

  <div class="form-group">
    <label class="col-md-4 control-label">College Name</label>
    <div class="col-md-4 inputGroupContainer">
      <div class="input-group">
        <span class="input-group-addon"><i class="glyphicon glyphicon-user"></i></span>
        <input name="name" placeholder="Name" class="form-control" type="text">
      </div>
    </div>
  </div>

```

```

<!-- Text input-->

<div class="form-group">
  <label class="col-md-4 control-label">Name</label>
  <div class="col-md-4 inputGroupContainer">
    <div class="input-group">
      <span class="input-group-addon"><i class="glyphicon glyphicon-user"></i></span>
      <input name="name" placeholder="Name" class="form-control" type="text">
    </div>
  </div>
</div>

<!-- radio checks -->
<div class="form-group">
  <label class="col-md-4 control-label">Gender</label>
  <div class="col-md-4">
    <div class="radio">
      <label>
        <input type="radio" name="gen" value="Male" /> Male
      </label>
    </div>
    <div class="radio">
      <label>
        <input type="radio" name="gen" value="Female" /> Female
      </label>
    </div>
    <div class="radio">
      <label>
        <input type="radio" name="gen" value="Other" /> Other
      </label>
    </div>
  </div>
</div>

<!-- Text input-->
  <div class="form-group">
    <label class="col-md-4 control-label">E-Mail</label>
    <div class="col-md-4 inputGroupContainer">
      <div class="input-group">
        <span class="input-group-addon"><i class="glyphicon glyphicon-envelope"></i></span>
        <input name="email" placeholder="E-Mail Address" class="form-control" type="text">
      </div>
    </div>
  </div>

<!-- Text input-->

<div class="form-group">
  <label class="col-md-4 control-label">User Name</label>
  <div class="col-md-4 inputGroupContainer">
    <div class="input-group">
      <span class="input-group-addon"><i class="glyphicon glyphicon-user"></i></span>
      <input name="username" placeholder="User Name" class="form-control" type="text">
    </div>
  </div>
</div>

<!-- Text input-->

<div class="form-group">

```

```

<label class="col-md-4 control-label">Password</label>
<div class="col-md-4 inputGroupContainer">
  <div class="input-group">
    <span class="input-group-addon"><i class="glyphicon glyphicon-user"></i></span>
    <input name="password" placeholder="Password" class="form-control" type="password">
  </div>
</div>
</div>
<!-- Text input-->

<div class="form-group">
  <label class="col-md-4 control-label">Confirm Password</label>
  <div class="col-md-4 inputGroupContainer">
    <div class="input-group">
      <span class="input-group-addon"><i class="glyphicon glyphicon-user"></i></span>
      <input name="confirmpassword" placeholder="Confirm Password" class="form-control"
type="password">
    </div>
  </div>
</div>
<!-- Text input-->

<div class="form-group">
  <label class="col-md-4 control-label">Phone #</label>
  <div class="col-md-4 inputGroupContainer">
    <div class="input-group">
      <span class="input-group-addon"><i class="glyphicon glyphicon-earphone"></i></span>
      <input name="phn" placeholder="(845)555-1212" class="form-control" type="text">
    </div>
  </div>
</div>
<!-- Text input-->

<div class="form-group">
  <label class="col-md-4 control-label">Address</label>
  <div class="col-md-4 inputGroupContainer">
    <div class="input-group">
      <span class="input-group-addon"><i class="glyphicon glyphicon-home"></i></span>
      <input name="adrs" placeholder="Address" class="form-control" type="text">
    </div>
  </div>
</div>
<!-- Text input-->

<div class="form-group">
  <label class="col-md-4 control-label">City</label>
  <div class="col-md-4 inputGroupContainer">
    <div class="input-group">
      <span class="input-group-addon"><i class="glyphicon glyphicon-home"></i></span>
      <input name="city" placeholder="city" class="form-control" type="text">
    </div>
  </div>
</div>

```

```

<!-- Select Basic -->

<div class="form-group">
  <label class="col-md-4 control-label">State</label>
  <div class="col-md-4 selectContainer">
    <div class="input-group">
      <span class="input-group-addon"><i class="glyphicon glyphicon-list"></i></span>
      <select name="state" class="form-control selectpicker" >
        <option value=""> Select Your State</option>
        <option>Andaman And Nicobar Islands</option>
        <option>Andhra Pradesh</option>
        <option>Arunachal Pradesh</option>
        <option>Assam</option>
        <option>Bihar</option>
        <option>Chandigarh</option>
        <option>Chhattisgarh</option>
        <option>Dadra And Nagar Haveli</option>
        <option>Daman And Diu</option>
        <option> Delhi</option>
        <option>Goa</option>
        <option>Gujarat</option>
        <option>Haryana</option>
        <option>Himachal Pradesh</option>
        <option>Jammu And Kashmir</option>
        <option>Jharkhand</option>
        <option>Karnataka</option>
        <option>Kerala</option>
        <option>Lakshadweep</option>
        <option>Madhaya Pradesh</option>
        <option>Maharashtra</option>
        <option>Manipur</option>
        <option>Meghalaya</option>
        <option>Mizoram</option>
        <option>Nagaland</option>
        <option>Odisha</option>
        <option>Puducherry</option>
        <option>Punjab</option>
        <option>Rajasthan</option>
        <option>Tamil Nadu</option>
        <option>Utrkhand</option>
        <option>Uttar pradesh</option>
      </select>
    </div>
  </div>
</div>

<!-- Text input-->

<div class="form-group">
  <label class="col-md-4 control-label">Zip Code</label>
  <div class="col-md-4 inputGroupContainer">
    <div class="input-group">
      <span class="input-group-addon"><i class="glyphicon glyphicon-home"></i></span>
      <input name="zpc" placeholder="Zip Code" class="form-control" type="text">
    </div>
  </div>
</div>

```

```

</div>

<!-- Success message -->
<div class="alert alert-success" role="alert" id="success_message">Success <i class="glyphicon glyphicon-thumbs-up"></i> Thanks for contacting us, we will get back to you shortly.</div>

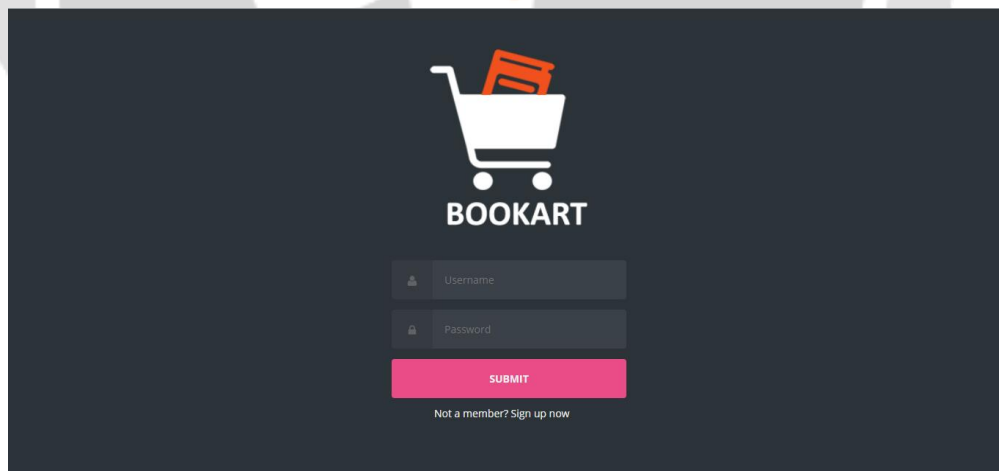
<!-- Button -->
<div class="form-group">
  <label class="col-md-4 control-label"></label>
  <div class="col-md-4">
    <button type="submit" class="btn btn-warning" value="Sign up">Send <span class="glyphicon glyphicon-send"></span></button>
  </div>
</div>
</form>
</fieldset>

</div>
</div><!-- /.container -->
<script src='http://cdnjs.cloudflare.com/ajax/libs/jquery/2.1.3/jquery.min.js'></script>
<script src='http://maxcdn.bootstrapcdn.com/bootstrap/3.2.0/js/bootstrap.min.js'></script>
<script src='http://cdnjs.cloudflare.com/ajax/libs/bootstrap-validator/0.4.5/js/bootstrapvalidator.min.js'></script>

<script src="js/index.js"></script>

</body>
</html>

```



Layout 2: Login page

4. CONCLUSIONS

All successful webapps meet some or the other need of the community thus it would be challenging task to make this webapp. In University and Schools, Students usually need study material for their examinations The webapp 'BOOKART' is something which is needed currently and we will do our best in filling the current void in the app store.

6. REFERENCES

- [1]. Laura Lemay, HTML: Mastering in HTML
- [2]. Rafe Colburn (Author), CSS: Mastering in CSS
- [3]. Jennifer Kyrnin (Author), JavaScript: Mastering in Javascript
- [4]. Hirdesh Bhardwaj(Author), Web Designing

BIOGRAPHIES

	<p>Shubham Gupta</p> <p>Under graduate student, SRM University Ramapuram Campus, Chennai, Tamil Nadu. He is currently pursuing B.Tech degree in Computer Science and engineering.</p>
	<p>Himanshu Sinha</p> <p>Under graduate student, SRM University Ramapuram Campus, Chennai, Tamil Nadu. He is currently pursuing B.Tech degree in Computer Science and engineering.</p>
	<p>Singh Anubhav Gajendra</p> <p>Under graduate student, SRM University Ramapuram Campus, Chennai, Tamil Nadu. He is currently pursuing B.Tech degree in Computer Science and engineering.</p>



Manish Kumar Singh

Under graduate student, SRM University Ramapuram Campus, Chennai, Tamil Nadu. He is currently pursuing B.Tech degree in Computer Science and engineering.

