

Crowd Size Analysis using Neural Network

1kumari Priyanka singh , 2Dr. Ravindra Gupta, 3Dr. Dinesh Sahu

SRK University,Bhopal

Abstract

A methodological report on criticalness of picture handling and its applications in the field of PC vision is done here. Amid a picture, preparing operation the information given is a picture and its yield is an upgraded excellent picture according to the systems utilized. Picture preparing normally alluded as advanced picture handling, yet optical and simple picture handling likewise are conceivable. Our examination gives a strong prologue to picture preparing alongside division strategies, PC vision essentials and its connected applications that will be of worth to the picture handling and PC vision explore groups.

Keywords- *Image restoration; Image segmentation; Face Detection; Character Recognition; Signature Verification; Biometrics; Automatic Target Recognition; Fuzzy C-Mean.*

I. INTRODUCTION

In computerized picture handling, PC calculations are utilized to perform picture preparing. Advanced picture handling has a few focal points over the simple picture preparing. It gives an extensive number of calculations to be utilized with the information. In computerized picture handling, we can dodge some preparing issues, for example, commotion creation and flag twisting eventually in flag handling. In 2000s, quick PCs ended up plainly accessible for flag preparing and advanced picture handling has turned into the prevalent type of picture preparing. For the reason that, flag picture handling ended up noticeably flexible strategy, and furthermore least expensive [1].

Picture preparing utilizing simple systems can be utilized for the printed versions like printouts and photos. Picture experts utilize a scope of essentials of translation while utilizing these visual strategies. The picture handling is not quite recently confined to range that must be examined yet on learning of expert. Affiliation is another critical device in picture handling through visual systems. So investigators apply a blend of individual information and guarantee information to picture handling.

Picture preparing is emphatically identified with PC vision and PC designs. The objectives of picture handling can be partitioned into five gatherings:

1. Fantasy (screen the articles that are not noticeable.)
2. Picture reclamation and honing (for making better picture.)
3. Picture repossession (look for the picture of intrigue.)
4. Estimation of example (measures a scope of items in a picture.)
5. Picture affirmation (separate the items in an image)[11]

II. RELATED WORK

The shades of malice of computerized picture division speak to extraordinary difficulties for PC vision. The broad scope of the issues of PC vision may make great utilization of picture division. Numerous specialists had made a few techniques to manage the issue of picture division. Zimmer et al.

[12] made a technique to recognize the versatility of live cells utilizing the dynamic form (snakes) strategy. Mukherjee et al. [14] changed a technique to deal with the following issue utilizing limit strategy. Coskun et al. [13] utilized the converse demonstrating to identify the portability of living cells. As of late there have been various scientists who have attempted to make a few picture division calculations as in (Krinidis et al., Mélange, et al., Mignotte et al.). In this paper, we figured out how to audit and condense the significant strategies for advanced picture division.

III.I MAGE PROCESSING & ITSAPPLICATIONS

A. Image Enhancement

Picture upgrade changes the visual effect that the picture has on the mediator in a way that enhances the data content. It hones picture highlights, for example, edges, limits, or differentiation with a specific end goal to make a realistic show supportive for show and examination. Picture upgrade strategies are connected where subjective greatness of pictures is critical for singular translation. Numerous calculations for finishing differentiate improvement have been produced and connected to issues in picture handling.

- a. Difference upgrade
- b. Power, tint, and immersion changes
- c. Thickness cutting
- d. Edge improvement
- e. Making advanced mosaics
- f. Creating engineered stereo pictures
- g. Commotion expulsion utilizing a Wiener Channel
- h. Direct complexity change
- i. Middle separating
- j. Unshar cover separating.

B. Image Restoration

Picture Restoration takes a degenerate/uproarious picture and gauges the perfect, unique picture. Defilement may come in many structures, for example, movement obscure, clamor and camera mid-century. The reason for picture rebuilding is to re-establish pictures that have been corrupted. It is like picture upgrade, however more goal. In situations where the picture is defiled by clamour, the best we may would like to do is to make up for the corruption it caused. Picture rebuilding is not quite the same as picture improvement. Picture improvement is intended to offer accentuation to highlights of the picture that make the picture more charming to the onlooker, however does not really produce sensible information from a logical perspective. Picture Enhancement strategies like extending contrast, de-obscuring by a closest neighbour process provided by imaging bundles don't utilize priori model of the strategy that made the image.[3]

C. Image Compression

Picture pressure is uses of information pressure that abatements insignificance and inaction of the picture information with a specific end goal to have the capacity to store information in uncouth form [11]. The point of picture pressure is to decrease the repetition of the picture and to store information in a proficient shape. Picture pressure can be loss or lossless. Lossless pressure is special for chronicled reasons and every now and again for medicinal picture preparing, specialized illustrations and so forth.

D. Face Detection

Face acknowledgment framework is the most precise among the entire sorts of biometric. The last objective of specialists in this part is to empower PCs to attempt to resemble the human vision framework. To accomplish this goal, "Strong and facilitated exertion between the PC vision, flag preparing, and psycho physics and neurosciences groups is needed"[7]

E. Character Recognition

Character acknowledgment improves the handling of examined pictures by enabling us to consequently distinguish and take out content substance from various information fields. For instance, when we filter a frame and utilize report-imaging programming to process it, OCR enables us to exchange data specifically from the archive to an electronic database. Optical Character Recognition (OCR) is the electronic adjustment of filtered or photograph pictures of typewritten or printed content into PC coherent content. It is a procedure of digitizing printed original copies with the end goal that they can be by electronic means altered, sought, content to-discourse, key information extraction and content mining. Early forms played out this mechanization with pictures of each character. In any case, it could work, just a single text style at once. "Astute" structures with an incredible level of appreciation exactness for the dominant part text styles are presently normal. Some attractive strategies are equipped for copying designed yield that especially resemble the first checked sheet including segments, pictures and other non-printed parts [6].

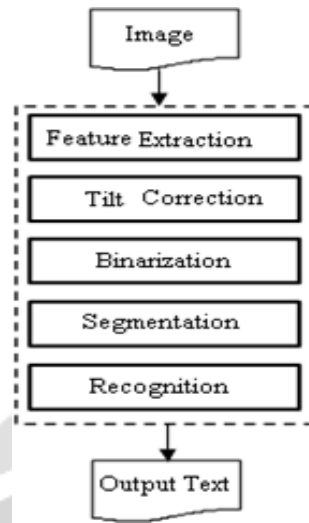


Figure- 1: Flowchart of OCR [11]

F. Signature Verification

A transcribed mark is a standout amongst the most utilized type of secure individual verification. Mark check can be performed in two ways: disconnected mark confirmation and on-line signature check. Disconnected frameworks utilize the examined picture of a mark. What's more, the online frameworks utilize the examples that are caught at the time the mark is made. For the most part, the disconnected mark check framework is made out of three phases:

- Pre-processing:** In this progression, scopes of operations are connected to the mark picture to enhance the nature of the mark and this quality picture builds the exactness of the component extraction and check.
- Feature extraction:** This procedure recognizes and separates an individual mark by applying different sorts of highlights, for example, worldwide highlights, geometric highlights and surface highlights.
- Verification:** The approaching picture signature highlights are contrasted and certified mark highlights in view of some example characterization systems and settles on a ultimate choice for confirmation as veritable or manufactured mark.

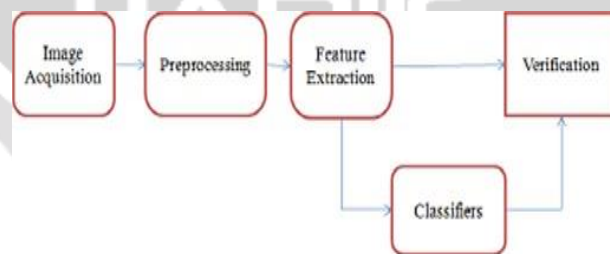


Figure 2. General overview of Static signature verification system [8]

A portion of the static mark confirmation strategies is Template coordinating systems, Hidden Markov Models (HMMs), Support Vector Machines (SVMs), and so on.

G. Biometrics

Biometrics alludes to measurements identified with the qualities of people, for example, fingerprints, hand geometry, marks, retina and iris designs, voice waves, DNA and so forth.

New and developing biometric methods are:

1. Human aroma acknowledgment
2. EEG biometrics
3. Skin spectroscopy
4. Knuckles surface
5. Finger nail acknowledgment [15]

TABLE I. COMPARISON OF BIOMETRIC TECHNIQUES [15]

Biometrics	Accuracy	Cost	Size of template	Long term stability	Security level
Facial Recognition	Low	High	Large	Low	Low
Iris Scan	High	High	Small	Medium	Medium
Finger Print	Medium	Low	Small	Low	Low
Finger Vein	High	Medium	Medium	High	High
Voice Recognition	Low	Medium	Small	Low	Low
Lip Recognition	Medium	Medium	Small	Medium	High

Unique mark acknowledgment is a standout amongst the most prominent biometric systems utilized as a part of programmed individual recognizable proof and confirmation. Each individual has one of kind fingerprints. Most unique mark coordinating frameworks depend on four sorts of unique mark portrayal plans: dim scale picture, stage picture, skeleton picture, and particulars. Because of its uniqueness, minimization, and similarity with highlights utilized by human finger impression specialists, details based portrayal has turned into the most generally received unique mark portrayal scheme.

1) *Advanced Minutiae Based Algorithm*

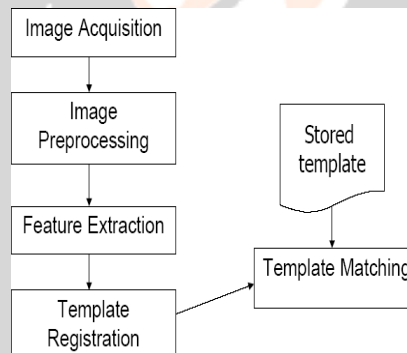


Figure- 3: Advanced Minutiae Based Algorithm.

a) *Feature Extractor*

Highlight extraction is the centre of unique finger impression innovation. The caught picture is upgraded and clamour is evacuated by utilizing commotion diminishment calculation, which forms the picture and decides details.



Figure- 4: Example of image enhancement.

Most much of the time utilized particulars in applications

- Points of bifurcation
- Ridge endings




Figure- 5: Two commonly used fingerprint features

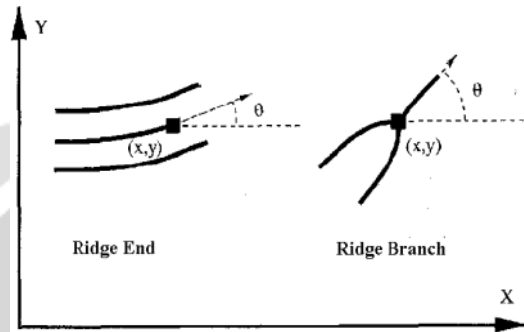


Figure- 6: Components of a minutiae feature

Here details Coordinate and Angle are ascertained.Center is utilized as focal point of reference (0, 0).

b) Matcher

The unique mark pictures are coordinated to those in the database for either recognizable proof (one-to-manycoordinating) or check (balanced coordinatng).

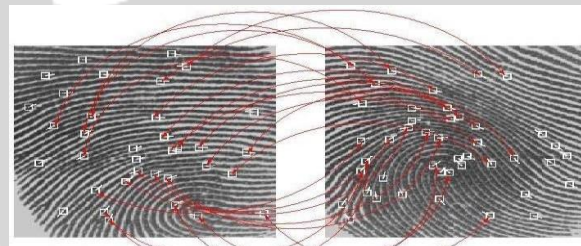


Figure- 7: Finger print matching [9].

H. Automatic Target Recognition

The primary goal of the Automatic Target Detection/Recognition (ATDR) is to distinguish, characterize and track the objective articles installed in a picture delivered by laser radar, engineered gap radar (SAR), or an infrared or camcorder. The initial phases in the ATDR process is to change over the flag from the sensor into an advanced picture for additionally preparing and after that different the objective from its experience or encompassing territory by separating a coarse shape or framework of the objective protest. At last, distinguish the protest by coordinatng the highlights portraying the objective question [4]. Division is one of the principle ventures in picture examination for Detection, acknowledgment and recognizable proof of items. A few procedures and calculations have been created for picture division process like Edge Detection Methods, Region Splitting and Region Growing Methods, Clustering Methods. Numerous calculations and methods are used in ATR process, however no agreeable single approach has yet been found. We can make an elite ATR framework by mixing a few methodologies together.

Image Traffic Monitoring

The essential employment of activity observing is obtaining of movement information and location of episode. The use of picture preparing techniques for the vehicle identification is that, from the arrangement of video pictures the securing of movement information and location of activity occurrence is accomplished. The most common sense application is vehicle following. Activity investigation at that point prompts reports of speed infringement, movement blockages, mischances, or illegal activities of street clients. A few researchers and analysts proposed an assortment of ways to deal with these assignments.

IV. IMAGE SEGMENTATION

The way toward apportioning a picture into part areas or articles, to change the portrayal of a picture into something that is more less demanding to examine with a specific end goal to get more data in the district of enthusiasm for a picture which helps in explanation of the question scene is alluded to as picture division. Picture division is required keeping in mind the end goal to recognize the substance of the picture precisely. In this unique circumstance, edge discovery is a central instrument for picture division. A few universally useful calculations and methods have been created for picture division.

Despite the fact that diverse division procedures are close by, each technique isn't similarly fitting for a specific kind of picture. Hence the calculation reasonable for one class of picture may not be appropriate for another class of pictures. Subsequently, there is no consistently bolstered strategy for picture division for all classes of pictures and accordingly it remains a test in picture handling and PC vision [5].

Division can be delegated takes after:

- Region Based
- Edge Based
- Threshold
- Feature Based Clustering

A. Region Based

Locale is a gathering of associated pixels having comparable properties. District based division is a procedure of apportioning a picture into locale. Districts are utilized to translate pictures. A district may compare to specific question or distinctive parts of a protest. Locale based procedures are for the most part better in uproarious pictures (where outskirts are hard to distinguish). Reasonable precision levels are offered in district based strategies.

B. Edge Based

Picture division calculations for the most part depend on intermittent power esteems and comparable force esteems. If there should arise an

occurrence of intermittent power esteems, the approach is to parcel the picture in light of sudden changes in force, for example, edges in a picture. Division in light of Edge Detection alludes to the limits where there is a sudden change in the power or splendour estimation of the picture. Edge recognition is the issue of essential incentive in picture investigation. The acquired limit denotes the edges of the coveted question. Henceforth by the recognition of its edges, the question can be sectioned from the picture. The yield that is gotten by applying edge location calculation is a paired picture. Edge based strategies are intuitive in nature. There are three major strides in edge identification

o Filtering and Enhancement :keeping in mind the end goal to encourage the identification of edges, it is fundamental to subdue however much commotion as could reasonably be expected and decide changes in force in the area of a point, without pulverizing the genuine edges.

o Detection of edge focuses: figure out which edge pixels ought to be disposed of as commotion and which ought to be held (as a rule, thresholding gives the paradigm used to discovery).

o Edge limitation: Not the majority of the focuses in a picture are edges for a specific application. Edge confinement decide the correct area of an edge. Edge diminishing and connecting are normally required in this step.[5]

C. Threshold

Picture division by thresholding is a basic and intense strategy for dividing pictures having light

which are not at all like the objects of different groups. Bunching is a procedure, which can be performed by various calculations utilizing distinctive strategies for registering or finding the group. The nature of the great bunching strategies delivers high intra-group and low between group likenesses. A general way to deal with picture bunching includes tending to the accompanying issues:

1. the most effective method to speak to the picture.
2. the most effective method to sort out the information.

3. the most effective method to order a picture to a specific group.

The Clustering strategies are ordered into K mean grouping, Fuzzy C-Means [FCM] Algorithm and so on. K implies is one of the quick, strong, least complex unsupervised learning calculations that take care of the notable grouping issue. The technique is to group the given informational index through a specific number of k bunches that are settled from the earlier. K implies grouping calculations gives ideal outcome when informational index are divergent.

Fluffy Clustering is a technique, which enable the articles to have a place with more than one group with various enrolment. This is the one of the viable strategy for design acknowledgment. Most regularly utilized fluffy bunching calculations is the Fuzzy C-Mean [17]. By utilizing FCM, we can hold data of the informational collection. In FCM, the information point is allotted enrolment to each group focus because of which information point may have a place with more than one bunch focus. changes over a multi-level picture into a paired picture by picking a suitable edge T and partition picture pixels into a few locales and separate articles from foundation. The division of the items from the foundation is for the most part done by choosing an esteem T . Contingent upon the thresholding esteem there are two systems. Nearby thresholding and worldwide thresholding [10]. At the point when T is steady, the approach is called worldwide thresholding else, it is called neighbourhood thresholding. In the event, that the foundation brightening is uneven then the worldwide thresholding strategy move toward becoming fizzled. Nevertheless, these uneven enlightenments are remunerated in nearby thresholding strategy by utilizing numerous edges.

On the off chance that the power of any pixel (x,y) is more noteworthy than or equivalent to the limit esteem, at that point it is considered as a piece of the protest else it has a place with foundation. Protection from clamour is less when we receive this strategy.

D. Feature Based Clustering

Bunching is the way toward gathering together of articles in light of some comparative properties with the goal that each group contains comparable items, STUDY

V. EXPERIMENT

We approved the adequacy of the element coding designs and looked at the two changed ideal models, in particular "Examine Then-Compress" (ATC) and "Compress Then-Analyze" (CTA), on two conventional visual investigation undertakings:

- Homography Estimation: Several high-and low-level visual examination errands, including camera alignment, 3D recreation, structure-from-movement, following, and so forth. might require the estimation of the homography defining the geometrical connection between two casings with homogeneous visual substance. In this situation, nearby highlights can be helpfully used to find correspondences

Between pixel areas in various edges or perspectives. Then again, worldwide highlights in view of BoVW don't speak to a reasonable alternative, since they do exclude any geometrical data about the visual substance.

- Content Based Retrieval (CBR): Content Based Retrieval is a customary, yet difficult, undertaking inside the PC vision group. Given an info question as some sort of visual substance, the objective is to recover the significant interactive media reports inside an expansive database.

Exactness and computational efficiency are key fundamentals to be considered while actualizing calculations for CBR, which commonly target expansive scale situations. Our test considers an information question as a video cut, with the objective of recovering the most pertinent database pictures. In this situation, both worldwide and neighbourhood highlights are considered, keeping in mind the end goal to investigate an exchange off between exactness and computational efficiency.

D. Results

1) Homography Estimation: First, we assessed the quantity of bits important to encode each visual component utilizing either intra-outline or between outline coding, while shifting the span of the descriptor K . Figure 3 demonstrates the bitrate got by coding the BRISK highlights extricated from Foreman video succession, showing independently the quantity of bits utilized for encoding the key point area, the reference key point identifier (between outline just), and the descriptor components. At high bitrates ($K = 256$), the coding rate is equivalent to 200 bits/include and 222 bits/highlight on account of intra-outline coding, 156 bits/include and 178 bits/include on account of intra- outline coding for BRISK and BINBOOST, separately. At low bitrates ($K = 32$), the rate drops to around 55 bits/highlight and 40 bits/include for intra-and between outline coding, individually. Comparable outcomes were additionally acquired for the other test arrangements.

As a benchmark, we additionally incorporated the outcomes acquired utilizing ATC when SIFT visual highlights were utilized [24]. As a kind of perspective, when no visual element pressure is utilized, the bitrate for sending SIFT, BINBOOST or BRISK descriptors in the ATC worldview would be, separately, 376 kbps, 107 kpps and 220 kbps, accomplishing a homography estimation exactness equivalent to 0.66, 0.66 and 0.62. In this way, visual component pressure prompts expansive coding picks up, since practically identical exactness levels are achievable with at around 25 kbps for SIFT, BINBOOST and BRISK (bitrate

sparing - 93%, - 77% and - 89%, separately). In all cases, ATC beats CTA, since larger amounts of accuracy are achieved for all objective bitrates. As for the ATC approach, between outline coding altogether enhances the coding effectiveness, particularly at low bitrates. Considering the CTA worldview, "Shrewd Bit Allocation" tech-inquest can be utilized to safeguard the nature of highlights separated from packed pixel-level substance [34]. In any case, when data transfer capacity is extremely

At that point, we considered the effect of coding worldwide highlights in ATC, by following the rate-MAP bends got for various word reference sizes. For instance, Figure 5(a) and 5(b) demonstrate the rate-MAP bends acquired with word reference of size $M = 4096$ what is more, $M = 16384$, individually. Each bend was gotten by shifting the quantization step estimate. A bigger word reference takes into account-enhanced exactness. Specifically, MAP immerses at around 0.34 and 0.49 when the word reference has measure $M = 4096$ and $M = 16384$, separately. Then again, a bigger lexicon prompts bigger descriptors and, consequently, a higher number of bits is required for each inquiry. In points of interest, the estimation of MAP immerses when utilizing around 160 (180) and 350 (360) Bytes/inquiry for $M = 4096$ and $M = 16384$, individually, when between outline (intra-outline) coding is the chosen technique. On the other hand, we turned to a run-length coding calculation to pack the worldwide portrayals, as exhibited in Section V-C, getting a similar rate-exactness execution. Expansive lexicons prompt quantizing comparable highlights of successive casings to various visual words, in this way lessening the measure of transient repetition and counteracting between outline coding to accomplish critical coding picks up. Despite the word reference measure, the use of Median Rank Aggregation prompts a change of around 5% as far as MAP. Figure 6 outlines the best rate-MAP bend for every word reference measure in a similar graph, including additionally the case $M = 1024$. By reviewing the envelope of the rate-MAP bends, it is conceivable to watch that the word reference size ought to be balanced in view of the objective bitrate, to be specific, $M = 1024$ when utilizing under 50 Bytes/question, $M = 16384$ when utilizing more than 200 Bytes/inquiry, and $M = 4096$ in every single other case.

As a further investigation, we settled the word reference size to $M = 16384$ to accomplish the most astounding MAP, and we investigated how to lessen the rate by sending just a single worldwide descriptor per GOP, when the GOP measure was differed in the set $\{1, 2, 5, 10, 20, 50\}$. In Figure 7 we watch that when utilizing the BoVW-SKIP approach, the MAP marginally diminishes while expanding the GOP measure, while accomplishing a noteworthy bitrate sparing. This is because of the way that less inquiry outlines were utilized for a similar video question, consequently decreasing the bitrate yet additionally the assorted variety in the inquiry content. To conquer this issue, BoVW-GOP totals the worldwide descriptors separated from all edges of a GOP into a solitary descriptor. This prompts a fundamentally higher MAP (+8%), while accomplishing the same bitrate sparing. Furthermore, Median Rank Aggregation can likewise be utilized at the beneficiary side to additionally enhance the MAP. This is valuable particularly while considering little GOP sizes, i.e., when collection is performed depending on a higher number of edges with a high worldly connection. In spite of the fact that Figure 7 may propose that extra coding additions can be accomplished by expanding the GOP measure past 25 outlines, in genuine application situations there are different prerequisites that commonly compel the biggest GOP estimate permitted, in particular the most extreme middle of the road delay, or the dynamic idea of the hidden video arrangement.

In a run of the mill content-based recovery pipeline, neighbourhood features are frequently used to re-rank the outcome acquired utilizing worldwide highlights. Figure 8 demonstrates the rate-MAP bends when either BRISK or BINBOOST descriptors were utilized as a part of the re-positioning advance. So also to the instance of worldwide descriptors, we explored the effect of transient subsampling on the general precision. Considering a Group Of Pictures (GOP), an arrangement of visual highlights is separated from the principal edge of such GOP and utilized as a part of request to refine the outcomes gave by the recovery pipeline in view of worldwide descriptors. Each bend is followed by differing the GOP estimate in the set $\{5, 10, 25\}$ and utilizing the biggest descriptor measure ($K = 512$ for BRISK and $K = 256$ for BINBOOST). Regarding the recovery in light of worldwide includes just, MAP was helped from 0.49 to 0.78 (BRISK) and 0.69 (BINBOOST). Note that, not at all, as if for the homography estimation errand, BRISK outflanks BINBOOST or this assignment. In the meantime, this comes at an extra cost as far as bitrate, which is expanded by roughly a request of extent. For instance, when the GOP estimate is equivalent to 25, the bitrate increments from 8 kbps (worldwide highlights) to 150 kbps for BRISK and 95 kbps for BINBOOST. Figure 8 likewise demonstrates that between outline coding lessens the bitrate regarding intra-outline coding near 5% and 15%, contingent upon the GOP estimate. Thus to the instance of worldwide highlights, Median Rank Aggregation gets critical focal points terms of MAP, when an adequately little GOP measure is utilized.

At long last, we contrasted the outcomes got turning with either ATC or CTA in Figure 9 (take note of that the bend ATC – BoVW relates to the working focuses in the MAP-rate bend in Figure 7 comparing to a GOP estimate equivalent to either 25, 10 or 5 outlines). When utilizing worldwide highlights just, ATC outflanks CTA by a substantial edge. For sure, at low bitrate, ATC in light of worldwide highlights is the main practical choice, since no less than 30 kbps are expected to transmit a pixel-level portrayal of the visual substance and in this way, to establish the CTA worldview.

When setting the GOP size to 10 outlines (i.e., comparing to the working point amidst each bend), ATC requires as few as 18 kbps to accomplish a MAP equivalent to 0.48. Conversely, CTA requires 40 kbps (MAP = 0.46), 140 kbps (MAP = 0.50) and 480 kbps (MAP = 0.49), while evolving the Constant Rate Factor parameter crf of H.264/AVC. While considering re-positioning in light of neighbourhood highlights, CTA can essentially enhance MAP at no additional cost as far as bitrate. The best execution accomplished by CTA at $crf = 25$ (for both worldwide and nearby highlights) can be credited to the mellow smoothing worked by loss coding at this bitrate, which lessens clamour and permits recognizing more steady key points. On the other hand, ATC requires sending extra bits to have the capacity to encode the nearby highlights. Figure 9 demonstrates diverse bends acquired by differing the quantity of dexels K . Specifically, descriptors with estimate equivalent

to 512, 128 or 96 dexels were tried. Little descriptor lengths prompt a noteworthy misfortune regarding precision. This is because of the wastefulness of a short BRISK descriptor. Because of neighbourhood descriptors, ATC performs on a standard with CTA, and what is the best worldview is dictated by the objective bitrate. For instance, at 40 kbps, MAP is equivalent to 0.72 for ATC and 0.65 for CTA. Then again, at 30 kbps, MAP is equivalent to around 0.63 for both ATC and CTA.

E. Computational Requirements

We tried and assessed the productivity of our framework resorting to two distinct designs:

- 1) A tablet outfitted with an Intel Core i5 double center CPU @ 2.5 GHz and 10GB DDR3 RAM;
- 2) A minimal effort and battery-worked BeagleBone dark small scale PC outfitted with an ARM-A8 CPU @ 700 MHz and 512MB DDR3 RAM.

Highlight extraction and between outline coding of neighbourhood highlights require, largely, roughly 50ms/outline and 250ms/outline on the two arrangements, separately. Note that our coding design is only a model at this stage, and we feel that a cautious improvement may altogether diminish its computational necessities. Such preparatory outcomes would affirm that the ATC worldview is aggressive with CTA, as asserted by different works from both established researchers [47] and the business [48].

V. CONCLUSION

We have introduced a deliberate investigation of picture preparing and its applications in this paper. We attempted to exhibit the bedrock of picture preparing and division systems. We have examined the rudiments of picture handling, for example, picture, picture examination and comprehension, picture changes, pressure strategies, optical character acknowledgment (OCR) and its applications. The division technique can be separated into various sort in light of the imperative chose for division like pixel force, homogeneity, brokenness, group information, topology and so forth. Each approach has upsides and downsides. The result got utilizing one division approach may not be the same as contrasted and other approach.

Regardless of quite a few years of research, there is no all-around acknowledged picture division calculations since picture division is influenced by heaps of elements, for example, kind of picture, shading, power, level of clamour, and so forth. In this way, there is no single calculation that is material on numerous kinds of pictures and nature of issue. Because of every single above factor, picture division remains a major pending issue in the territories of picture processing. Methods that are particular to specific applications regularly accomplish better execution and the determination of appropriate way to deal with a division issue can be a troublesome issue. A solitary way to deal with fragment all assortment of pictures might be essentially unfeasible.

REFERENCES

- [1] Ashraf A. Aly, Safaai Bin Deris, Nazar Zaki, "Research audit for computerized division techniques", International Journal of Computer Science and Information Technology (IJCSIT) Vol 3, No 5, Oct 2023
- [2] Rafael C. Gonzalez and Richard E. Woods, A course book on "Computerized Image Processing", Publications of Pearson, Second Edition, 2023.
- [3] [\[3\] en.wikipedia.org/wiki/Image_processing](https://en.wikipedia.org/wiki/Image_processing).
- [4] G.N. SRINIVASAN, Dr. SHOBHA G, "Segmentation Techniques for Target Recognition", International Journal Of Computers And Communication, Issue 3, Volume 1, 2022
- [5] Jiss Kuruvilla, Anjali Sankar, Dhanya Sukumaran, "A Study on picture investigation of Myristica fragrans for Automatic Harvesting" IOSR Journal of Computer Engineering (IOSR-JCE) e-ISSN: 2278-0661, p-ISSN: 2278-8727 PP50-55
- [6] Ayatullah Faruk Mollah, Nabamita Majumder, Subhadip Basu and Mita Nasipuri, "Outline of an Optical Character Recognition Framework for Camera based Handheld Devices", IJCSI International Diary of Computer Science Issues, Volume: 8, July-2022.
- [7] L. Torres, "Is there any expectation for confront acknowledgment?" in Proc. of the fifth International Workshop on Image Analysis for Multimedia Intelligent Services (WIAMIS 4). Lisboa, Portugal, 2023.

- [8] Vitthal K. Bhosale, Dr. Anil R. Karwankar,"Automatic Static Mark Verification Systems: A Review",International Journal Of Computational Engineering Research (ijceronline.com) Vol. 3 Issue. 2 2022.
- [9] Naser Zaeri, Dr. Jucheng Yang (Ed.)"Minutiae-based Fingerprint Extraction and Recognition, Biometrics",ISBN: 978-953-307-618-8
- [10] Muller H, Michoux N, Bandon D, Geissbuhler A. "A survey of substance based picture recovery frameworks in restorative applications clinical advantages and future bearings". Int J Med Inform 2022;73:1
- [11] Basavaprasad B1, Ravi M2,"A think about on the significance of picture handling and its applications", IJRET: International Journal of Research in Engineering and Technology eISSN: 2319-1163 pISSN: 2321-7308
- [12] Zimmer, C., Labruyre, E., Meas-Yedid, V., Guilln, N., and Olivo- Marin, J. (2022). Division and following of relocating cells in videomicroscopy with parametric dynamic contours:a device for cell- based medication testing. IEEE TransMed Imaging, 21(10):1212– 21.

